

E300 / E200 Control Module

(Cat 193-EIO-_____-_____; 193-EIOGP-_____-_____)

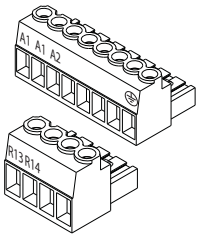
WARNING: To prevent electrical shock, disconnect from power source before installing or servicing. Follow NFPA 70E requirements. Install in suitable enclosure. Keep free from contaminants. Installation, adjustments, putting into service, use, assembly, disassembly, and maintenance shall be carried out by suitably trained personnel in accordance with applicable code of practice. In case of malfunction or damage, no attempts at repair should be made. The product should be returned to the manufacturer for repair. Do not dismantle the product.

Additional Resources:

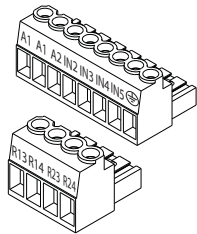
- 1) Go to <http://www.literature.rockwellautomation.com>;
- 2) Go to **Search**. Type in publication number: **193-UM015**

Features

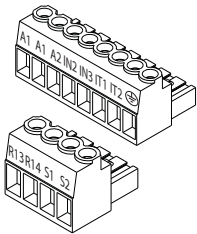
193-EIO-22-24D



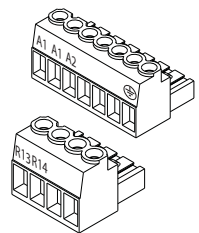
193-EIO-63-_____-



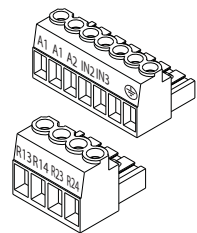
193-EIOGP-42-_____-



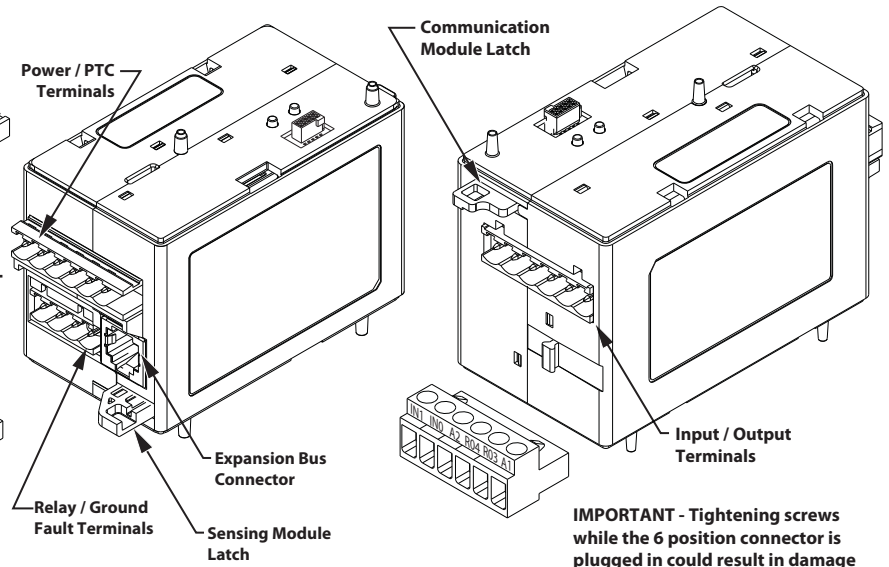
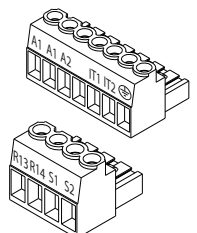
193-EIO-22-120 and 193-EIO-22-240



193-EIO-43-_____-

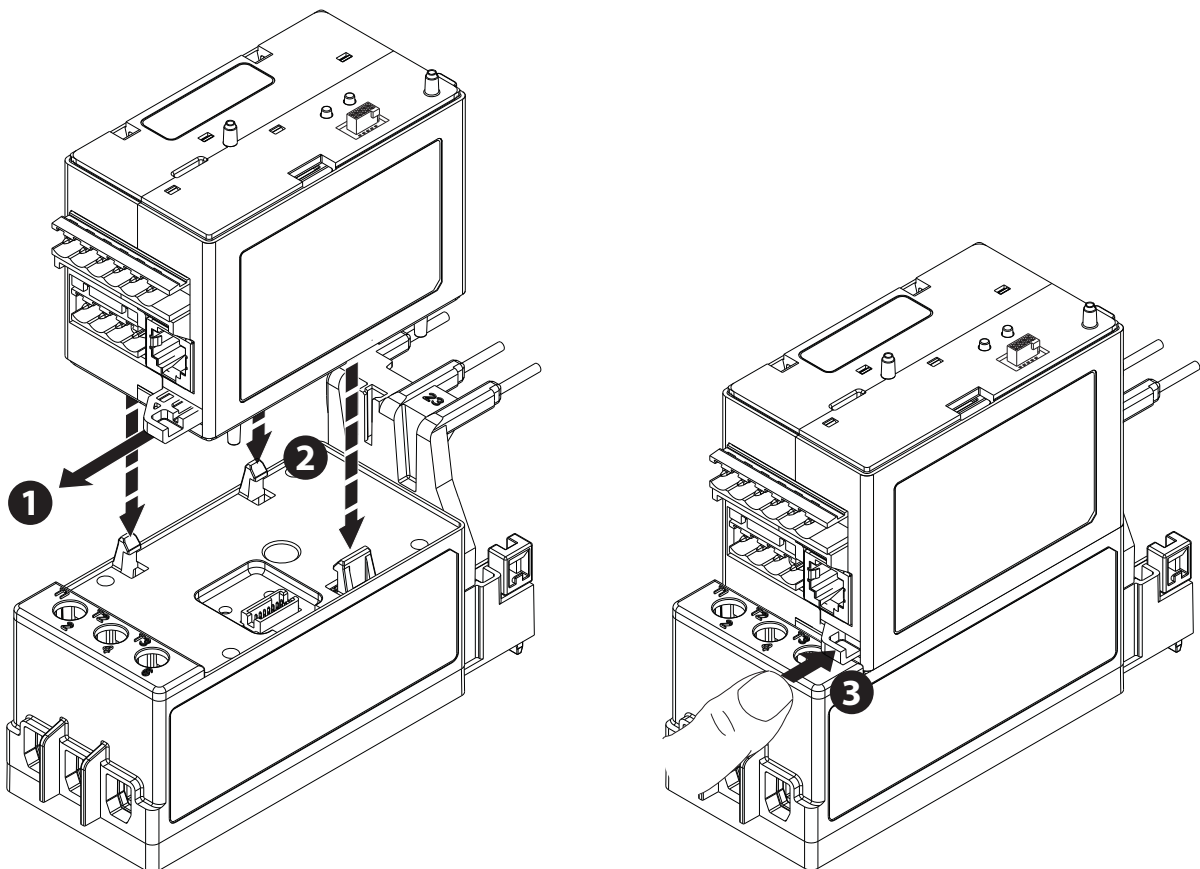


193-EIOGP-22-_____-

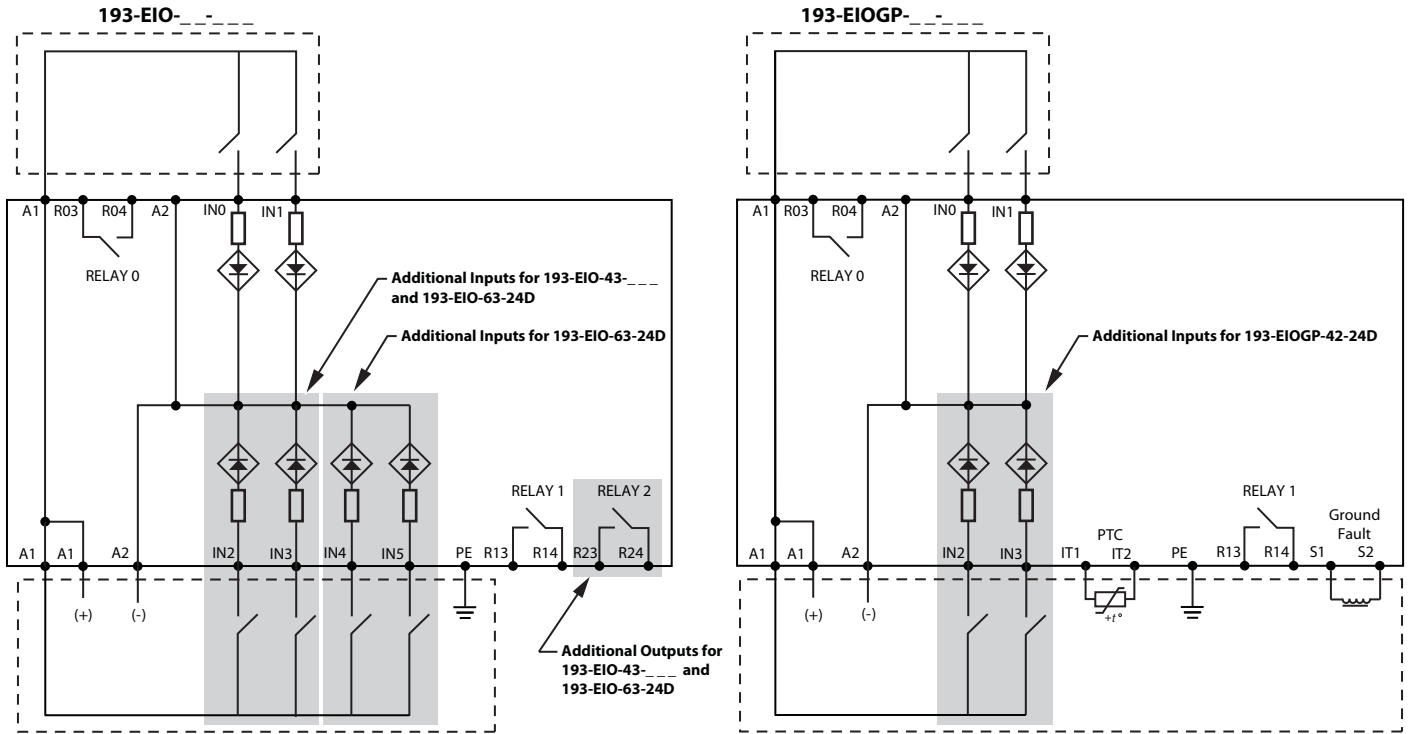


IMPORTANT - Tightening screws while the 6 position connector is plugged in could result in damage to the connector.

Installation



Wiring Diagrams



Power Requirements

193-EIO-22-24D, 193-EIO-63-24D, 193-EIOGP-42-24D

Nominal Supply Voltage (Us)	24V DC
Operating Range	11 - 30V DC
Rated Supply Current	725mA @ 11V DC derated to 267mA @ 30V DC
Maximum Surge Current at Power-Up	6A for 1.25ms
Maximum Power Consumption	6W
Maximum Power Interruption Time @ 25 V DC	10ms at all environmental conditions

193-EIO-22-120, 193-EIO-43-120, 193-EIOGP-22-120

Rated Supply Voltage (Us)	120V AC
Operating Range	85 - 132V AC
Rated Supply Current	118mA @ 85V AC derated to 65mA @ 132V AC
Maximum Surge Current at Power-Up	5.2A for 1.00ms
Maximum Power Consumption	6W
Maximum Power Interruption Time @ 120V AC	10ms at all environmental conditions

193-EIO-22-240, 193-EIO-43-240, 193-EIOGP-22-240

Rated Supply Voltage (Us)	240V AC
Operating Range	184 - 265V AC
Rated Supply Current	58mA @ 172V AC derated to 33mA @ 310V AC
Maximum Surge Current at Power-Up	5.8A for 1.25ms
Maximum Power Consumption	6W
Maximum Power Interruption Time @ 240V AC	10ms at all environmental conditions

Input / Output Ratings

Inputs	
Cat No	Operating Voltage Range
193-EIO-22-24D 193-EIO-63-24D 193-EIOGP-42-24D	11 - 30V DC
193-EIO-22-120 193-EIO-43-120 193-EIOGP-22-120	74 - 132V AC
193-EIO-22-240 193-EIO-43-240 193-EIOGP-22-240	159 - 265V AC

Outputs			
Cat No	Rated Operating Current (I _e)	Output Current Rating	
		Resistive (P.F. = 1.0)	Inductive
ALL	5A @ 250V AC	5A @ 250V AC	2A @ 250V AC
	0.25A @ 220V DC	5A @ 5-30V DC	2A @ 5-30V DC

Allen-Bradley, Rockwell Software, and Rockwell Automation are trademarks of Rockwell Automation, Inc. Trademarks not belonging to Rockwell Automation are property of their respective companies.

www.rockwellautomation.com

Power, Control and Information Solutions Headquarters

Americas: Rockwell Automation, 1201 South Second Street, Milwaukee, WI 53204-2496 USA, Tel: (1) 414.382.2000, Fax: (1) 414.382.4444

Europe/Middle East/Africa: Rockwell Automation NV, Pegasus Park, De Kleetlaan 12a, 1831 Diegem, Belgium, Tel: (32) 2 663 0600, Fax: (32) 2 663 0640

Asia Pacific: Rockwell Automation, Level 14, Core F, Cyberport 3, 100 Cyberport Road, Hong Kong, Tel: (852) 2887 4788, Fax: (852) 2508 1846



PN-356926

DIR 10000518534 (Version 03)