

POLYURETHANE TUBING SERIES TU

- ✓ Flexible tubing
 - ✓ For general industrial air and water applications
 - ✓ 20m and 100m coils
 - ✓ 8 colour option
 - ✓ Available in metric size (TU) and inch size (TIUB)
- CONTACT SMC FOR DETAILS OF LARGER LENGTH AND INCH SIZES (SERIES TIUB).

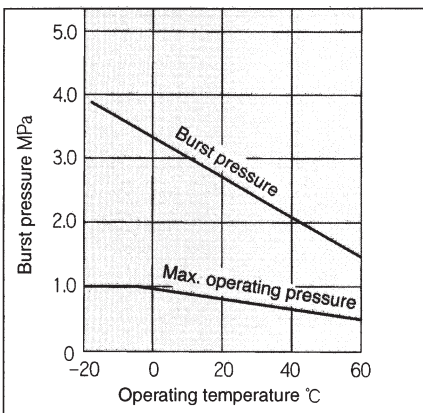


TECHNICAL SPECIFICATIONS

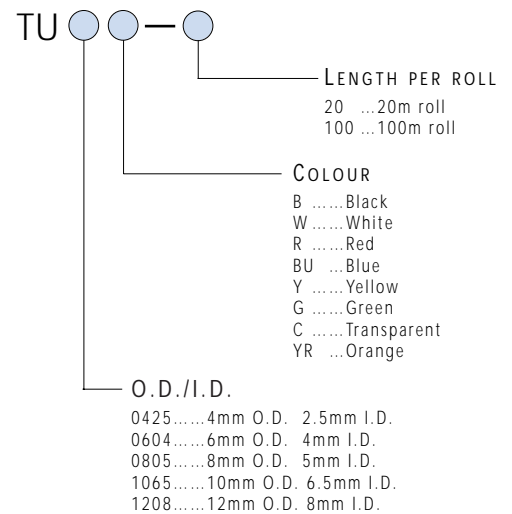
Note 1) The value for bending at a temperature of 20°C
 Note 2) Safety allowance see burst pressure chart
 Note 3) To calculate flow factor for longer lengths of tube divide factor for 1 metre by $\sqrt{\text{actual length in metres}}$.

Model	TU0425-20	TU0604-20	TU0805-20	TU1065-20	TU1208-20
Tube OD (mm)	4	6	8	10	12
Tube ID (mm)	2.5	4	5	6.5	8
Max operating pressure	8 Bar ^{Note 2)} (0.8MPa)				
Coil length	20m				
Note 1) Min bending radius (mm)	10	15	20	27	35
Flow factor Cv/metre	0.11	0.39	0.70	1.41	2.45
Operating temperature	-20~+60°C				
Material	Polyurethane				

BURST PRESSURE CHARACTERISTICS CURVE



How To ORDER POLYURETHANE TUBING SERIES TU



STOCKED PRODUCTS

FOR A LIST OF STOCKED PRODUCTS,
PLEASE SEE THE CURRENT SMC PRICE LIST



- 1) Applicable for general industry water. Consult SMC if using for other kind of fluid. Surge pressure must be under the max. operating pressure. If exceeding that value, fitting may be damaged and tubing may burst.
- 2) The values of the max. operating pressure are at a temperature of 20°C. Refer to the Burst Pressure Characteristics Curve for other temperatures. Avoid abnormal temperature rise which may burst the tubing.
- 3) The values of the min. bending radius are at a temperature of 20°C. Higher temperature allows the tubing to be bent more.



SEE INSIDE FRONT COVER FOR
DETAILS OF YOUR LOCAL SALES OFFICE



FOR FURTHER TECHNICAL
DETAILS ON THIS
PRODUCT REQUEST
CATALOGUE REFERENCE
E501-B

SOFT POLYURETHANE TUBING SERIES TUS

- ✓ Suitable for piping in confined space
- ✓ 20m and 100m coils
- ✓ 8 colour option

SERIES TABLE

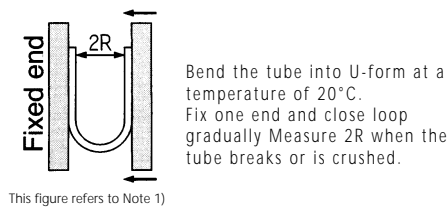
Model	TUS0425	TUS0604	TUS0805	TUS1065	TUS1208
Tube O.D. (mm)	4	6	8	10	12
Tube I.D. (mm)	2.5	4	5	6.5	8
Black (B)	■	■	■	■	■
White (W)	■	■	■	■	■
Red (R)	■	■	■	■	■
Blue (BU)	■	■	■	■	■
Yellow (Y)	■	■	■	■	■
Green (G)	■	■	■	■	■
Translucent (N)	■	■	■	■	■
Yellow Brown (YB)	■	■	■	■	■

- 20m roll
- 20m & 100m roll

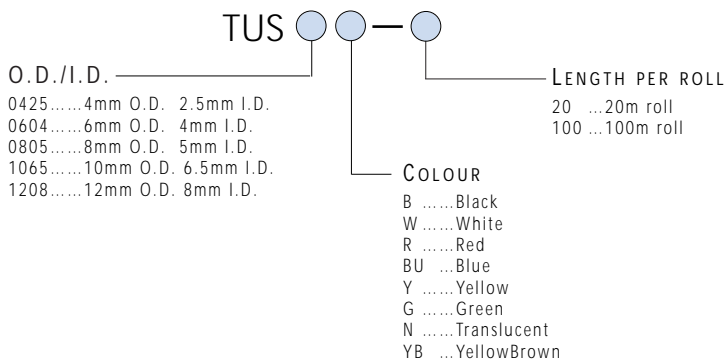
SPECIFICATIONS

Model	TUS0425	TUS0604	TUS0805	TUS1065	TUS1208	
Operating Fluid	Air					
Max Operating Pressure	0.6MPa (6.1kgf/cm ²) at 20°C					
Burst Pressure	Refer to burst pressure characteristics curve					
Applicable tube fitting	One touch fitting, insert tube fitting, hose nipple ^(Note 2)					
Min. Bending radius (mm) ^(Note 1)	8	15	15	22	29	
Operating temperature	-20 to +60°C					
Material	Polyurethane					
Tube drawing strength N	Without inner sleeve	15	60	60	85	110
(Using One touch fitting)	With inner sleeve	80	230	250	300	480

Note 1) Min. bending radius is measured as shown in figure below
 Note 2) Always use inner sleeve (series TJ) in safety circuit or critical area



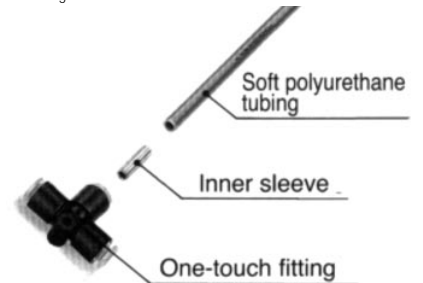
HOW TO ORDER POLYURETHANE TUBING SERIES TUS



TUS RELATED ACCESSORIES INNER SLEEVE

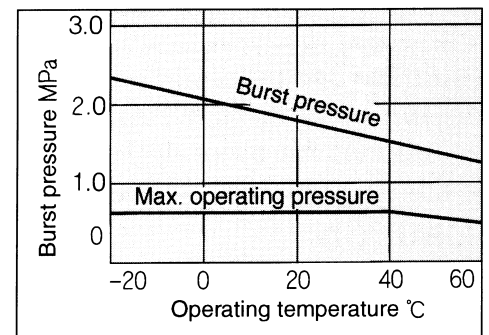
SERIES TJ

Reinforces soft polyurethane tubing. Insert an inner sleeve into soft polyurethane tubing when used with one touch fitting.



Part No.	Applicable Tube Model	Length (mm)
TJ-0425	TUS0425	18
TJ-0604	TUS0604	19
TJ-0805	TUS0805	20.5
TJ-1065	TUS1065	23
TJ-1208	TUS1208	24

BURST PRESSURE CHARACTERISTICS CURVE



ANTI-STATIC POLYURETHANE TUBING SERIES TAU

For further information see anti-static one touch fittings Series KA




FLAME RESISTANT NYLON TUBING SERIES TRS SINGLE LAYER TUBING SERIES TRB DOUBLE LAYER TUBING

See flame resistant one touch fittings series KR/KRM page 4-75 for more information.



GENERAL PURPOSE NYLON TUBING SERIES SMC AND TS

See Section 10 for more information.



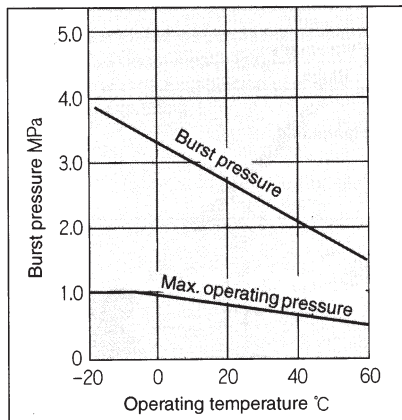
HOW TO ORDER
POLYURETHANE FLAT TUBING
SERIES TFU

TFU — B —

O.D./I.D. —
0425.....4mm O.D. 2.5mm I.D.
0604.....6mm O.D. 4mm I.D.
0805.....8mm O.D. 5mm I.D.

NUMBER OF TUBES —
22
33

**BURST PRESSURE
CHARACTERISTICS
CURVE**



POLYURETHANE FLAT TUBING SERIES TFU

2 or 3 core flat tubing for neat presentation

**TECHNICAL
SPECIFICATIONS**

Model	TFU 0425B-2	TFU 0425B-3	TFU 0604B-2	TFU 0604B-3	TFU 0805B-2	TFU 0805B-3
Number of tubes	2	3	2	3	2	3
Tube OD (mm)	4		6		8	
Tube ID (mm)	2.5		4		5	
Flow factor Cv/metres ³ /min ^{3/4}	0.11		0.39		0.70	
Max operating pressure	8 Bar at 20°C					
Operating temperature	-20to +60°C					
Material	Polyurethane					
Colour	Black					
Note 1) Min bending radius (mm)	10		15		20	
Tube length per roll (m)	10					

Note 1) The value for bending at a temperature of 20°C

STOCKED PRODUCTS

FOR A LIST OF STOCKED PRODUCTS,
PLEASE SEE THE CURRENT SMC PRICE LIST

Contact SMC for colour options, larger lengths, number of tubes option



SEE INSIDE FRONT COVER FOR
DETAILS OF YOUR LOCAL SALES OFFICE



FOR FURTHER TECHNICAL
DETAILS ON THIS
PRODUCT REQUEST
CATALOGUE REFERENCE
E501-B

POLYURETHANE COIL TUBING SERIES TCU

- ✓ Single or multi-core option
- ✓ For flexible piping applications



TECHNICAL SPECIFICATIONS

Model	TCU 0425B-1	TCU 0425B-2	TCU 0425B-3	TCU 0604B-1	TCU 0604B-2	TCU 0604B-3	TCU 0805B-1
Number of tubes core	1	2	3	1	2	3	1
Tube OD (mm)	4			6			8
Tube ID (mm)	2.5			4			5
Max operating pressure	See burst pressure chart						
Operating temperature	-20~+60°C						
Material	Polyurethane						
Colour	Black						
Operating Fluid	Air <small>Note 2</small>						

Note 1) The value for bending at a temperature of 20°C
Note 2) Consult SMC if using other than air

HOW TO ORDER POLYURETHANE COIL TUBING SERIES TCU



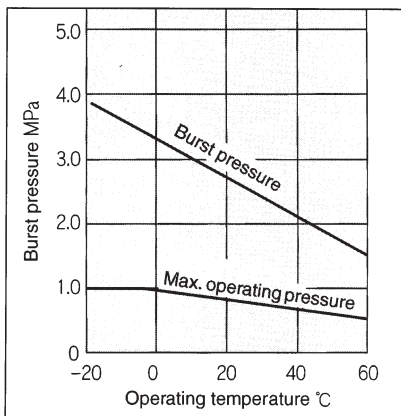
O.D./I.D.
0425 ... 4mm O.D. 2.5mm I.D.
0604 ... 6mm O.D. 4mm I.D.
0805 ... 8mm O.D. 5mm I.D.

NO. OF TUBES
11
22
33

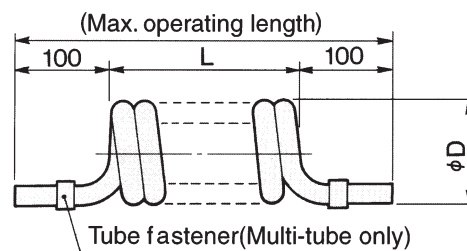
STOCKED PRODUCTS FOR A LIST OF STOCKED PRODUCTS, PLEASE SEE THE CURRENT SMC PRICE LIST

Consult SMC for change of coil turns or colour change

BURST PRESSURE CHARACTERISTICS CURVE



DIMENSIONS POLYURETHANE COIL TUBING



Specifications	Tube size (mm)		Dimension of coil (mm)		Number of tube core	Number of coil winding per tube length	Max operating length (m)
Model	OD	ID	L	D			
TCU0425B-1	4	2.5	210	18	1	52	1.5
TCU0425B-2			280	28	2	35	
TCU0425B-3			265		3	22	
TCU0604B-1	6	4	325	24	1	54	2
TCU0604B-2				37	2	27	1.5
TCU0604B-3					3	17	1



FOR FURTHER TECHNICAL
DETAILS ON THIS
PRODUCT REQUEST
CATALOGUE REFERENCE
E501-B

MULTITUBE HOLDER SERIES TM

- ✓ Arranges tubes neatly
- ✓ Accepts Ø4mm-12mm
- ✓ 6-12 tube design
- ✓ Uses flame resistant resin (V-0)



TECHNICAL SPECIFICATIONS

Tube material	Nylon, Soft nylon, Polyurethane
Tube O.D.	Ø4, Ø6, Ø8, Ø10, Ø12
Ambient (°C)	-20-60
Material	Flame resistance polypropylene (UL-94 standard V-0)
Colour	Black

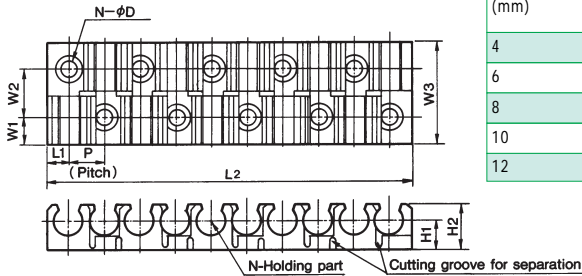
HOW TO ORDER

TM MULTITUBE HOLDER

TM — ○

- 04 ...4mm (12 connecting tubes)
- 06 ...6mm (12 connecting tubes)
- 08 ...8mm (8 connecting tubes)
- 10 ...10mm (6 connecting tubes)
- 12 ...12mm (6 connecting tubes)

DIMENSIONS



Applicable tube O.D. (mm)	Model	N (Number of holding parts)	P	L1	L2	W1	W2	W3	H1	H2	ØD	Mounting tapping screw size
												Nominal x Length
4	TM-04	12	6	3.25	72.5	4.5	8	17	5	7.5	2.2	M2x6
6	TM-06	12	7.5	4.5	91.5	5.5	10	21	6.5	10	2.8	M2.6x8
8	TM-08	8	9.5	5.5	77.5	6	11	23	7.5	12	2.8	M2.6x8
10	TM-10	6	12.5	7.5	77.5	6.5	12	25	8.8	14.3	3.2	M3x8
12	TM-12	6	15	9	93	6.5	12	25	9.8	16.3	3.2	M3x8

Dimensions in mm

TUBE CUTTER SERIES TK

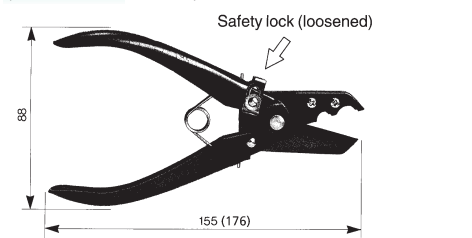
- ✓ Perpendicular cutting
- ✓ Enclosure/safety lock contained



TECHNICAL SPECIFICATIONS

Model	TK-1	TK-2	TK-3
Applicable tube material	Nylon, soft nylon, polyurethane, and other soft plastic tube		
Applicable tube O.D.	13mm or less	18mm or less	12mm or less

DIMENSIONS TK1 TUBE CUTTER (TK2 TUBE CUTTER)



Dimensions in mm

HOW TO ORDER TK TUBE CUTTER

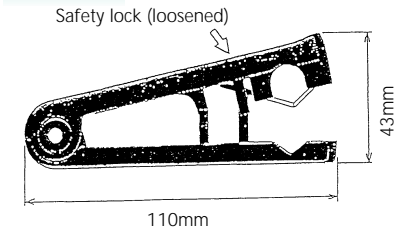
- TK — 1
- TK — 2
- TK — 3



Never cut electric wire metals



DIMENSIONS TK 3 TUBE CUTTER



SEE INSIDE FRONT COVER FOR DETAILS OF YOUR LOCAL SALES OFFICE



FOR FURTHER TECHNICAL DETAILS ON THIS PRODUCT REQUEST CATALOGUE REFERENCE E501-B

TUBE STAND SERIES TB-1

- ✓ Used in conjunction with series TBR tube reels to provide practical storage and dispensing solutions
- ✓ Mounted on lockable castors
- ✓ Tube cutter tray
- ✓ Easy to load



TUBE REEL SERIES TBR-1~4

- ✓ Specifically designed for installing 100m coils of tube in reel stand TB-1
- ✓ Easy loading of tube onto the reel
- ✓ Easy dispensing of tube



Fittings & Tubing

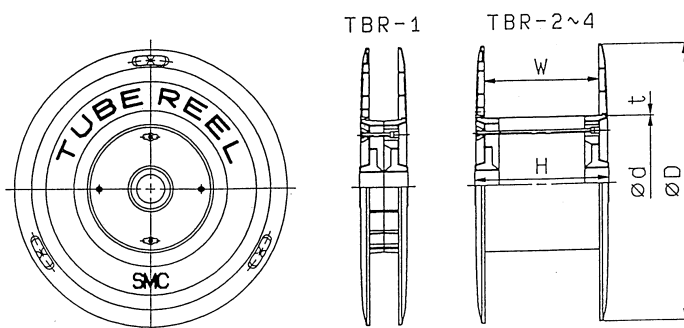
HOW TO ORDER

- TBR-1for Ø4mm, Ø6mm tube
- TBR-2for Ø8mm tube
- TBR-3for Ø10mm tube
- TBR-4for Ø12mm tube

SPECIFICATIONS

Side Board	Grey	Polyurethane
Side Board	Transparent	Polyurethane
Core	-	PVC
2 x hex bolt & wingnut	steel	M6(JIS std)

DIMENSIONS



	ØD	Ød	t	H	W
TBR-1	Ø480	Ø230	-	84	50
TBR-2	Ø480	Ø230	1	134	100
TBR-3	Ø480	Ø230	1	184	150
TBR-4	Ø480	Ø230	1	234	200



FOR FURTHER TECHNICAL
DETAILS ON THIS
PRODUCT REQUEST
CATALOGUE REFERENCE
E501-B