


Terminal Blocks & Power Distribution Terminal Blocks

Make your connection



LISTEN.
THINK.
SOLVE.™

 Allen-Bradley • Rockwell Software

Rockwell
Automation

IEC TERMINAL BLOCKS



PRODUCT SPOTLIGHT



Leading the industry in efficiency and productivity, the Bulletin 1492 family of IEC terminal blocks includes a broad range of DIN rail mountable products with screw and spring-clamp connections, which are designed for safety, installation ease and ruggedness. All Allen-Bradley® IEC terminal blocks are IP2X finger-safe and meet recognized international IEC, UL, CSA and ATEX standards. Parts of the family are available in up to ten different colors, with an extensive range of accessories to provide simple solutions for your unique wiring challenges.


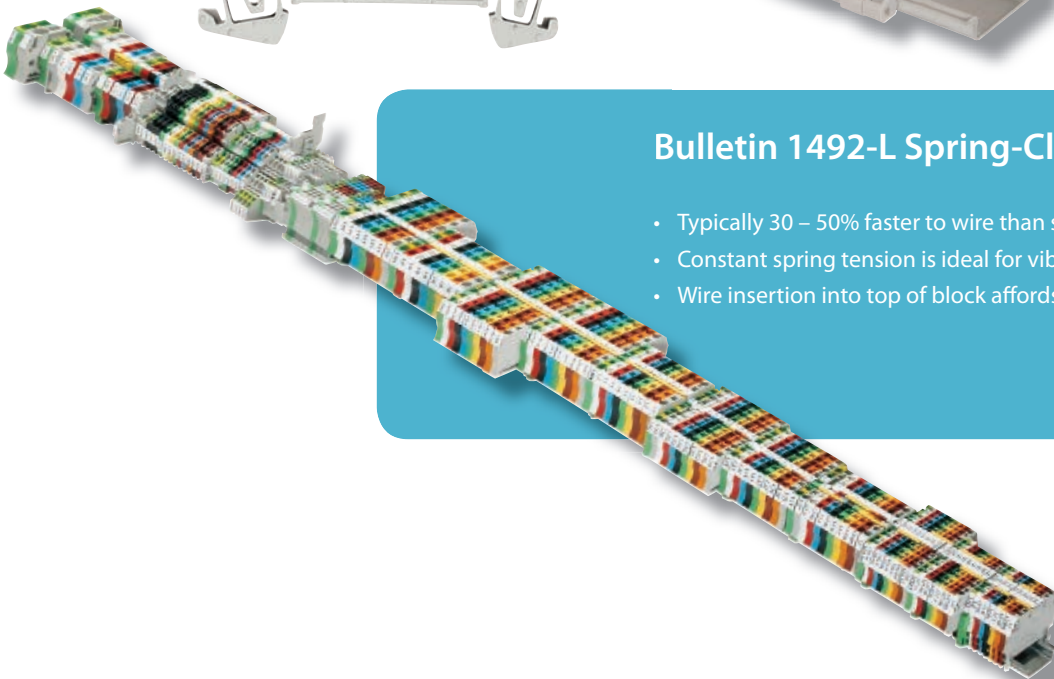
Bulletin 1492-J and 1492-W Screw Connection Terminal Blocks

- Time-proven termination method
- UL tested for multiple wire terminations per connection point (up to five on certain terminal blocks)
- 1492-J terminal blocks have a self-locking design with steel clamps and screws
- 1492-W family offers basic feed-through and grounding terminal blocks in a space-saving design



Bulletin 1492-L Spring-Clamp Terminal Blocks

- Typically 30 – 50% faster to wire than screw type connections
- Constant spring tension is ideal for vibration environment
- Wire insertion into top of block affords high visibility



POWER DISTRIBUTION BLOCKS

PRODUCT

SPOTLIGHT

Rockwell Automation offers a broad line of Allen-Bradley Power Distribution Blocks, which are designed to meet most application needs. The Power Blocks feature terminal identification options (either write-on marking surface or marker retention feature). In addition, each block is marked with wire range, tightening torque requirements and SCCR values to simplify installation.

Bulletin 1492-PD Open Construction Distribution Blocks





- Ideal for distributing power to multiple loads
- Feed-through and Splicer blocks allow easy connection of field wiring to a cabinet
- Miniature block versions offer high current carrying capacity in a very small package to save on panel space
- High-fault SCCR up to 100 kA



Bulletin 1492-PDL UL 1953 Listed Power Distribution Blocks

- Numerous connector configurations
- High-fault SCCR up to 100 kA
- Hinged covers allow easy access and protection from accidental contact
- Feeder spacing
- UL listed components



Bulletin 1492-PDE Enclosed Power Distribution Blocks

- Numerous connector configurations
- IP20 protection from the front
- Multi-pole assembly possible with easily gangable units
- Markers are available for easy terminal identification
- High-fault SCCR up to 100 kA
- IEC 60947-7-1



MARKING SYSTEMS & ACCESSORIES

PRODUCT

SPOTLIGHT

Allen-Bradley Marking Solutions enable efficient identification of your connections. A variety of markers are available: individual snap-in, hinged and self-adhesive, as well as linked markers for more efficient installation. Marker cards can be used on many Allen-Bradley products including terminal blocks, I/O devices and other industrial components.

ClearMark Printer

The ClearMark™ Printer provides quality printing in an easy-to-use format for high-volume marking needs.

- Fast: Less than 2 minutes to print and set a full marker card
- Easy: Integrated feeder for up to 20 marker cards
- Low-maintenance: Automatically cycles as needed to keep ink flowing
- High-quality printing: 600 or 1200 dpi
- Color printing: use spot color for printing on white marker cards for visual distinction



X-Y Plotter

The Bulletin 1492 X-Y Plotter offers flexible marking capabilities.

- Suggested for mid-volume marking needs
- Plotting can be done with etching ink pens or permanent marker
- Offers the capability to mark portions of marker cards as needed

Custom and Pre-printed Marker Cards

For customers with low-volume marking needs, we offer pre-printed and custom marker cards.

- These products are created in a Rockwell Automation facility with a ClearMark Printer
- Standard sequences are available from stock and customer-created files are printed on request



ClearTools™ Software

Customers can efficiently create markers from basic numbering to sequences and images with ClearTools software.

- Use auto-fill feature to create sequences of data
- Import from a variety of file formats
- Print from the library of symbols or use your own image

Download ClearTools software at:
http://ab.com/industrialcontrols/products/terminal_blocks_and_wiring/marketing_systems_access/marketing_systems_family1.html









Bulletin 1492 DIN Rail Receptacle

- Convenient 15 A or 20 A power source in the panel
- Quick to snap on 35 mm DIN rail and easy to wire
- Can also be panel mounted
- Available with ground fault circuit interrupter (GFCI) or standard duplex outlets
- Feature of visual indication of power included with GFCI receptacle





















TERMINAL BLOCKS

QUICK SELECTION GUIDE

| | | Voltage Rating | Current Rating | Wire Range (Rated Cross Section)* | Density | Height |
|------------------------------------|--|---------------------------|-----------------|---|-------------------------------------|--------|
| Product Family | | Features | | | | |
| IEC Terminal Blocks | 1492-J  <ul style="list-style-type: none"> Self-locking screw type clamp design Family includes standard and specialty terminal blocks with a wide range of accessories | 600V AC/DC and 300V AC/DC | 25...228 A | #22...250 MCM AWG (2.5...120 mm ²) | 59...11 pcs/ft (196...37 pcs/m) | |
| | 1492-W  <ul style="list-style-type: none"> Basic portfolio of space-saver screw type connection terminal blocks | 600V AC/DC | 20...85 A | #30...4 AWG (2.5...16 mm ²) | 61...27 pcs/ft (200...90 pcs/m) | |
| | 1492-L  <ul style="list-style-type: none"> Spring-clamp connection for ease of installation Products include standard and specialty terminal blocks for a variety of applications | 600V AC/DC and 300V AC/DC | 15...120 A | #26...2 AWG (1.5...35 mm ²) | 87...18 pcs/ft (285...62 pcs/m) | |
| NEMA/EEMAC Terminal Blocks | 1492-C  <ul style="list-style-type: none"> Open construction screw type terminal blocks Portfolio covers a range of wire sizes and treatments as well as some specialty terminal blocks | 600V AC/DC | 20...195 A | #22...1/0 AWG (0.5...50 mm ²) | 30...16 pcs/ft (98...52 pcs/m) | |
| | 1492-F  <ul style="list-style-type: none"> Open construction screw type terminal blocks in a low-profile design | 300V AC/DC | 25 A | #22...#14 AWG (0.5...2.5 mm ²) | 35...30 pcs/ft (115...98 pcs/m) | |
| | 1492-H  <ul style="list-style-type: none"> High-density finger-safe screw type terminal blocks Portfolio includes single-level, double-level and specialty terminal blocks | 600V AC/DC | 24...55 A | #30...8 AWG (0.5...10 mm ²) | 50...37 pcs/ft (164...123 pcs/m) | |
| | 1492-HC and -HJ  <ul style="list-style-type: none"> Provides a simple way to add a bank of terminal blocks in new or existing equipment with no mounting rails required Available in banks of six or twelve poles | 600V AC/DC | 25 A | #18...12 AWG (1...4 mm ²) | — | |
| | 1492-15T and -25T  <ul style="list-style-type: none"> Panel-mounted terminal blocks for higher temperature requirements Gangable for multi-pole installation | 600V AC/DC | 35...45 A | #16...10 AWG (1.5...6 mm ²) | — | |
| | 1492-E  <ul style="list-style-type: none"> Panel-mounted pull-apart terminal blocks allow for easy swapping of field wiring | 600V AC/DC | 25...60 A | #20...4 AWG (0.75...25mm ²) | — | |
| | 1492-PD  <ul style="list-style-type: none"> Open construction styles Covers available (optional) UL component recognized CSA certified Aluminum or copper connectors Splicer versions Distribution versions up to 12 wires/pole UL category XCFR2 | 600V AC/DC | 115 A ... 760 A | 600 kcmil ... #14 (300 ... 2.5 mm ²) | — | |
| Power Distribution Terminal Blocks | 1492-PDL  <ul style="list-style-type: none"> UL listed (UL 1953) CSA certified Aluminum connectors Splicer versions Distribution versions up to 12 wires/pole Covers included UL category QPQS | 600V AC/DC | 175 A ... 335 A | 600 kcmil ... #14 (300 ... 2.5 mm ²) | — | |
| | 1492-PDE  <ul style="list-style-type: none"> UR component recognized CSA certified Enclosed styles Aluminum or copper connectors Splicer versions Distribution versions up to 8 wires/pole UL category XCFR2 | 600V AC/DC | 175 A ... 510 A | 400 kcmil ... #14 (185... 2.5 mm ²) | — | |

* North American wire range per NEC Table 310-16 using 75°C and 90°C stranded Copper wire.

| Operating Temperature Range | Material Flammability Rating UL94 | Colors | Certifications | Mounting | Compatible with snap-in markers for Allen-Bradley marking systems? |
|--------------------------------|-----------------------------------|---|-------------------|------------------------------|--|
| -58...+248°F (-50...+120°C) | V0 | Standard:  Also available for some products:  | UR, CSA, CE, ATEX | DIN rail | yes |
| -40...+195°F (-40...+90°C) | V2 | Standard:  Also available for some products:  | UR, CSA, CE, ATEX | DIN rail | yes |
| -58...+248°F (-50...+120°C) | V0 | Standard:  Also available for some products:  | UR, CSA, CE, ATEX | DIN rail | yes |
| -40...+221°F (-40...+105°C) | V2 | Standard:  Also available:  | UR, CSA | A-B rail, some also DIN rail | no |
| -40...+221°F (-40...+105°C) | V2 | Standard:  Also available:  | UR, CSA | A-B rail | no |
| -40...+221°F (-40...+105°C) | V2 | Standard:  Also available:  | UR, CSA, CE | A-B rail, some also DIN rail | some |
| -40...+221°F (-40...+105°C) | V2 | Standard:  | UR, CSA | panel | no |
| -40...+300°F (-40...+149°C) | HB | Standard:  | — | panel | no |
| -40...+221°F (-40...+105°C) | V2 | Standard:  | UR, CSA | panel | no |
| Max 150°C | V0 | Standard:  | UR, CSA, CE | panel | no |
| Max 125°C | V0 | Standard:  | UL, CSA, CE | panel | no |
| Max 125°C | V0 | Standard:  | UR, CSA, CE | panel | yes |

NEMA/EEMAC TERMINAL BLOCKS


PRODUCT

SPOTLIGHT

The Bulletin 1492 family of NEMA/EEMAC devices include terminal blocks that are available in at least ten colors for easy circuit identification. Most are available preassembled on a breakaway mounting channel, complete with one end anchor, one retaining clip and one end barrier.


Bulletin 1492-F and 1492-C Open Construction Terminal Blocks

- Termination capability for solid wire, stranded wire or prepared wires with spade or ring lugs
- Ability to use larger screwdriver
- High visibility of wire insertion
- Some terminal blocks mount on both A-B rail and DIN rail





Bulletin 1492-H Finger-Safe Terminal Blocks

- High-density design
- Single-level and double-level, as well as some specialty terminal blocks available
- Some terminal blocks mount on both A-B rail and DIN rail



Bulletin 1492 Panel Mount Terminal Blocks

- Some terminal blocks are gangable for multi-pole installation
- Pull-apart terminal blocks available
- High-temperature terminal blocks available



The 2005 National Electric Code (NEC) and UL 508A (effective April 25, 2006) require many electrical panels to have short-circuit current ratings (SCCRs). Rockwell Automation is a leader in the industry for supplying a broad range of products with high-fault SCCR, including but not limited to: terminal blocks, power blocks, circuit breakers, contactors, disconnects and drives.

These ratings allow terminal blocks and power distribution blocks to be used in conjunction with fuses, motor protection circuit breakers, and motor circuit protectors in power circuits. When you use components with SCCR rated jointly, the process of obtaining SCCR for UL 508A electrical panels may be simplified.

All terminal blocks were granted a default 10 kA SCCR for use in power circuits (UL508A). The UL508A offers criteria

for determining panel SCCR based upon the component with the lowest SCCR in the power circuit, creating a limitation 10 kA for power circuits using untested terminal blocks. Many users that comply with the UL508A standard are looking to achieve overall system ratings between 25 kA and 100 kA.

To assist our customers and support UL requirements, we offer several types of terminal blocks tested and certified by UL with high-fault SCCR. We also meet or exceed requirements of CSA, IEC, NEMA and other international standards. By meeting these requirements and with our global capabilities, our products can be used in the US and incorporated into equipment which will be exported around the world.

Short Circuit Current Rating Technical Data

High-fault component short circuit current rating information is available online www.rockwellautomation.com/products/certification/ul508a/

Technical data: SCCR-TD001A-EN-P
Terminal Blocks: 1492-PP019C-EN-P
Power Distribution Blocks: 1492-TD013B-EN-P
1492-PP020A-EN-P

Rockwell Automation offers a breadth of quality Allen-Bradley® components to fit your specific needs. In order to assist you with your component selection, we offer a variety of configuration and selection tools.



Local Distributor

Call 1.800.223.3354 to contact your local Distributor today.
<http://www.rockwellautomation.com/distributor/>



On-Line Product Directory

Our extensive product portfolio is designed to improve your processes through every stage of your manufacturing cycle.
<http://www.rockwellautomation.com/products/>



Product Selection Toolbox

Our powerful range of product selection and system configuration tools assist you in choosing and applying our products.
<http://www.rockwellautomation.com/en/e-tools/>



Catalogs

Within our catalogs you'll find an extensive selection of essential Allen-Bradley component products.
<http://www.ab.com/catalogs/>

Allen-Bradley, ClearMark and ClearTools are trademarks of Rockwell Automation.

www.rockwellautomation.com

Power, Control and Information Solutions Headquarters

America: Rockwell Automation, 1201 South Second Street, Milwaukee, WI 53204-2496 USA, Tel: (1) 414.382.2000, Fax: (1) 414.382.4444

Europe/Middle East/Africa: Rockwell Automation NV, Pegasus Park, De Kleefaan 12a, 1831 Diegem, Belgium, Tel: (32) 2 663 0600, Fax: (32) 2 663 0640

Asia Pacific: Rockwell Automation, Level 14, Core F, Cyberport 3, 100 Cyberport Road, Hong Kong, Tel: (852) 2887 4788, Fax: (852) 2508 1866