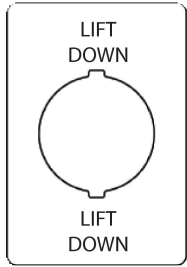


Pendant Stations

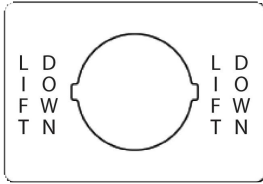
Engraved Legend Plates

Vertical



Cat. No. 800F-36VE416

Horizontal



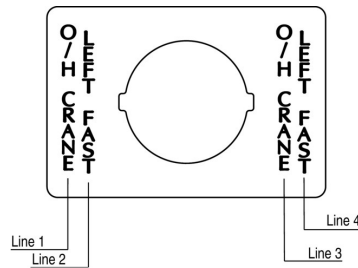
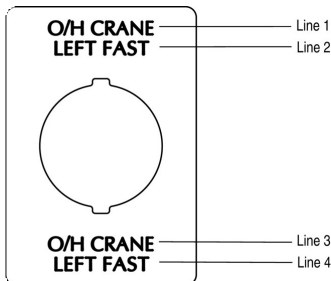
Cat. No. 800F-36HE416

Description	Cat. No.	Description	Cat. No.
Blank	800F-36BE100	1-2-3 SPEED, O/H CRANE, FORWARD	800F-36♣ E411
O-I	800F-36♣ U231	1-2-3 SPEED, O/H CRANE, REVERSE	800F-36♣ E412
I-O-II	800F-36♣ U234	ALARM	800F-36♣ E413
RESET	800F-36♣ E186	HOIST, LEFT	800F-36♣ E414
START	800F-36♣ E208	HOIST, RIGHT	800F-36♣ E415
STOP	800F-36♣ E212	LIFT, DOWN	800F-36♣ E416
1-2 SPEED, HOIST, LEFT	800F-36♣ E401	LIFT, DOWN FAST	800F-36♣ E417
1-2 SPEED, HOIST, RIGHT	800F-36♣ E402	LIFT, UP	800F-36♣ E418
1-2 SPEED, LIFT, DOWN	800F-36♣ E403	LIFT, UP FAST	800F-36♣ E419
1-2 SPEED, LIFT, UP	800F-36♣ E404	O/H CRANE, FORWARD	800F-36♣ E420
1-2 SPEED, O/H CRANE, FORWARD	800F-36♣ E405	O/H CRANE, FORWARD, FAST	800F-36♣ E421
1-2 SPEED, O/H CRANE, REVERSE	800F-36♣ E406	O/H CRANE, LEFT FAST	800F-36♣ E422
1-2-3 SPEED, HOIST, LEFT	800F-36♣ E407	O/H CRANE, REVERSE	800F-36♣ E423
1-2-3 SPEED, HOIST, RIGHT	800F-36♣ E408	O/H CRANE, REVERSE, FAST	800F-36♣ E424
1-2-3 SPEED, LIFT, DOWN	800F-36♣ E409	O/H CRANE, RIGHT FAST	800F-36♣ E425
1-2-3 SPEED, LIFT, UP	800F-36♣ E410	START, ALARM	800F-36♣ E426
		Custom text	‡ 800F-36♣ E100*












♣ For vertically mounted operators, add a V to the cat. no. Example: Cat. No. 800F-36♣ E186 becomes Cat. No. 800F-36VE186. For horizontally mounted operators, add an H to the cat. no. Example: Cat. No. 800F-36♣ E186 becomes Cat. No. 800F-36HE186.

* Font code (K, S, L) must be selected from the following table.

‡ Please fill in the custom text fax sheet found on Custom Text Fax/Scan Sheet to ensure accuracy of legend plate engraving.



Font Size	Vertical Mounting (V)		Horizontal Mounting (H)	
	Max. Characters Per Line	Max. No. of Lines	Max. Characters Per Line	Max. No. of Lines
K (small)	16	4	9	4
S (standard)	14	4	8	4
L (large)	10	2	7	2

	Description		Pkg. Quantity	Cat. No.
	Plastic mounting latch		10	800F-ALP
	Mechanical interlock latch		1	* 800FC-ALP
	Replacement wire guide		10	800FC-AWG
	Replacement trim washer		10	800F-ATW1
	Insulated side jumper		50	1492-SJ5A-24 1492-SJ5A-10
	Hole plug		1	800F-N2
	Description	Type	Pkg. Quantity	Cat. No.
	Contact block	N.O.	10	800F-X10
		N.C.		800F-X01
		N.O. low voltage – QuadCONNECT™		800F-X10V
		N.C. low voltage – QuadCONNECT™		800F-X01V
		N.C.E.B.		800F-X01B
		NOEM‡		800F-X10E
		NOLM§		800F-X10N
NOEEM◆		△ 800F-X10M		
	Cable sleeve	3-hole (M20 x 1.5)	1	800FC-AS3
		5-...9-hole (M32 x 1.5)		800FC-AS5
	Protective boot	Extended push button	10	♣ 800F-ABE7
		2-position multioperator		♣ 800F-AUB2
	Narrow plastic guard	Yellow	1	800F-AMEGY
	Integrated LED module	24V AC/DC	10	♣ 800F-N3x
		120V AC		♣ 800F-N5x

* Only for use with 1-, 2-, and 3-speed operators.

‡ First contact closure of 1- and 2-speed operators.

§ Second contact closure of 2-speed operators and third contact closure of 3-speed operators.

◆ First contact closure of 3-speed operators.

△ For proper operation, Cat. No. 800F-X10M must be mounted in position 3 of the mechanical or standard latch.

♣ Not for use with 1-, 2-, and 3-speed operators.

♣ To complete the cat. no., replace the x with one of the following letters for the desired color: **Y** = Amber, **R** = Red, **G** = Green, **B** = Blue, **W** = White.

▶ Wire guides are provided with enclosures.