

# Allen-Bradley Guardmaster Lifeline 5 Cable-Pull Switches



Allen-Bradley

Guardmaster®

The most advanced cable-pull on the market

## Features and Benefits

- Solid-state operation – the first in the industry
- Enhanced safety and productivity with microprocessor-based reliability and advanced diagnostics
- Performs at the highest safety ratings, even in series connection.
  - TÜV Approved
  - Ple, Cat 4 according to EN ISO 13849-1
  - SIL CL3 per IEC 62061 and IEC 61508
  - EN ISO 13850 and IEC 60947-5-5
- Rugged stainless steel (IP69K) or die cast aluminum (IP66) housings with optional e-stop button
- Supports long cable spans up to 100 m (328 ft.)
- Wide operating temperature range -20 to +75° C (-4 to 167° F)
- Electronic rope monitoring system monitors the cable span and compensates for thermal expansion
- 270-degree visible LED indicators offer diagnostic for switch and tensioning setup
- Built in margin indication helps reduce down time
- OSSD outputs
  - 2 OSSD's for safety
  - 1 Auxiliary
  - 1 Tension/margin (8-pin model only)



Lifeline 5 with e-stop



Lifeline 5 without e-stop



Lifeline 5 Stainless Steel  
without e-stop




Rockwell Automation introduces the Allen-Bradley® Guardmaster® Lifeline™ 5 safety cable-pull switch. The new patented Lifeline 5 is a microprocessor-based solution that brings advanced features and diagnostics that help enhance safety while improving productivity. The Lifeline 5 offers features and functions that simplify setup and allow for more efficient maintenance and troubleshooting, making it the most advanced switch on the market today. And it does all this while performing at the highest safety ratings (TÜV certified to Ple, Cat 4, SIL 3), even when connected in series.

Easy to operate, the solid-state Lifeline 5 is offered in stainless steel (IP69K) or die cast aluminum (IP66) housings with optional emergency stop (e-stop) button. With constant access to the e-stop function, the Lifeline 5 has up to a 100 m (328 ft.) span with the ability to stop a machine hazard through a simple pull of the attached cable. With operating temperature ranges from -20 to +75°C (-4 to 167°F), the Lifeline 5 constantly monitors cable tension and compensates for thermal expansion and cable sag as well as nuisance trips due to objects/personnel inadvertently striking the cable. The easy-to-see 270° LED indicators assist in cable tensioning for quick, precise setup while providing switch status and diagnostics during operation. These features and the rugged construction of the Lifeline 5 help optimize productivity by combining maximum reliability with diagnostics that can help the user address potential issues before they lead to unplanned downtime.



The Lifeline 5 is suited for applications requiring uninterrupted access to an e-stop. Key applications/industries include material handling equipment, distribution centers and food and beverage applications.

LISTEN.  
THINK.  
SOLVE.®

## Product Selection

Description	Catalog Number	Outputs	Connection	Connection Cable
<b>Lifeline 5 with e-stop</b> 	440E-LL5SE5	2 OSSD Outputs, 1 Aux Output	5-Pin Micro (M12)	889D-F5AC-2
			5-Pin Micro (M12) Connect to ArmorBlock Guard I/O	889D-F4ACDM-2
	440E-LL5SE8	2 OSSD Inputs, 2 OSSD Outputs, 1 Aux Output, 1 Tension Output	8-Pin Micro (M12)	889D-F8AB-2
<b>Lifeline 5 without e-stop</b> 	440E-LL5SN5	2 OSSD Outputs, 1 Aux Output	5-Pin Micro (M12)	889D-F5AC-2
			5-Pin Micro (M12) Connect to ArmorBlock Guard I/O	889D-F4ACDM-2
	440E-LL5SN8	2 OSSD Inputs, 2 OSSD Outputs, 1 Aux Output, 1 Tension Output	8-Pin Micro (M12)	889D-F8AB-2
<b>Lifeline 5 Stainless Steel without e-stop</b> 	440E-LL5SS5	2 OSSD Outputs, 1 Aux Output	5-Pin Micro (M12)	889DS-F5AC-2
			5-Pin Micro (M12) Connect to ArmorBlock Guard I/O	889D-F4ACDM-2
	440E-LL5SS8	2 OSSD Inputs, 2 OSSD Outputs, 1 Aux Output, 1 Tension Output	8-Pin Micro (M12)	889DS-F8AB-2

## Accessories\*

Description	Length	Catalog Number
<b>LRTS installation kit</b> 	5 m (16.4 ft)	440E-A13079
	10 m (32.8 ft)	440E-A13080
	15 m (49.2 ft)	440E-A13081
	20 m (65.6 ft)	440E-A13082
	30 m (98.4 ft)	440E-A13083
	50 m (164 ft)	440E-A13084
	75 m (246 ft)	440E-A13085
	5 m (16.4 ft)	440E-113194
	10 m (32.8 ft)	440E-A13195
	15 m (49.2 ft)	440E-A13196
	20 m (65.6 ft)	440E-A13197
	30 m (98.4 ft)	440E-A13198
	50 m (164 ft)	440E-A13199
	75 m (246 ft)	440E-A13200

\* 1 x length of cable (rope), 2 x grippers, 1 x tensioner and quantity of eyebolts

Allen-Bradley, Guardmaster, Lifeline, LISTEN, THINK, SOLVE., Rockwell Software, and Rockwell Automation are trademarks of Rockwell Automation, Inc. Trademarks not belonging to Rockwell Automation are property of their respective companies.

[www.rockwellautomation.com](http://www.rockwellautomation.com)

### Power, Control and Information Solutions Headquarters

Americas: Rockwell Automation, 1201 South Second Street, Milwaukee, WI 53204-2496 USA, Tel: (1) 414.382.2000, Fax: (1) 414.382.4444

Europe/Middle East/Africa: Rockwell Automation NV, Pegasus Park, De Kleetlaan 12a, 1831 Diegem, Belgium, Tel: (32) 2 663 0600, Fax: (32) 2 663 0640

Asia Pacific: Rockwell Automation, Level 14, Core F, Cyberport 3, 100 Cyberport Road, Hong Kong, Tel: (852) 2887 4788, Fax: (852) 2508 1846