
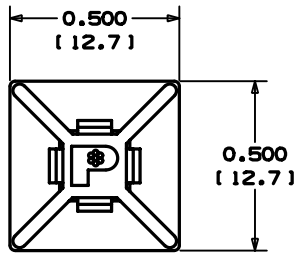


THIS COPY IS PROVIDED ON A RESTRICTED BASIS AND IS NOT TO BE USED IN ANY WAY DETRIMENTAL TO THE INTERESTS OF PANDUIT CORP.

NO WARRANTY, EXPRESSED OR IMPLIED, IS MADE BY PANDUIT WITH RESPECT TO ADHESIVE BOND PERFORMANCE. AMONG OTHER THINGS, THE CONDITIONS UNDER WHICH THESE MOUNTS MAY BE APPLIED AND/OR THE SURFACE TO WHICH THEY MAY BE APPLIED ARE BEYOND PANDUIT'S CONTROL.

PANDUIT PART NUMBER*	WEIGHT lbs/100 pcs [g]/100 pcs
ABM1M-A	0.05 [23]

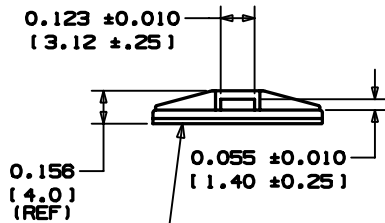


TO APPLY MOUNTS:

- 1) REMOVE MOUNT FROM PROTECTIVE LINER.
- 2) PLACE IN DESIRED LOCATION.
- 3) APPLY PRESSURE TO TOP SURFACE OF MOUNT.

NOTES:

- *1. SEE CURRENT PRICE SHEET FOR PART NUMBER SUFFIX DESIGNATION FOR MATERIAL, COLOR, AND PACKAGE SIZE.
2. USE MOUNTS WITH ONLY MINIATURE CABLE TIE CROSS SECTIONS.
3. MOUNTS ARE SUPPLIED IN STRIPS OF FOUR.
4. MOUNT HAS A CONTINUOUS OPERATING TEMPERATURE OF 120°F (49°C).



ACTUAL SIZE

ADHESIVE BACKING:
PRESSURE SENSITIVE FOAM TAPE
0.040 (1.0) THICK WITH PROTECTIVE
LINER. MOUNT IS DESIGNED TO
SUPPORT 0.13 lbs. (59 g) MAX. WEIGHT
ON A CLEAN, DRY, SMOOTH, GREASE-
FREE SURFACE.

DIMENSIONS IN BRACKETS ARE METRIC [mm]

CAD FILENAME/LAYER G00239DC_PB_ABM1M_A_03

PANDUIT

CORP. TINLEY PARK, ILLINOIS

ABM1M-A
ADHESIVE BACKED MOUNT

REV	DATE	BY	CHK	DESCRIPTION	ECN - R	CUST	SUP
3	3/23/05	TMSA		REVISED DIMENSION .123 FROM .120 UPDATED LEADER LINE FOR DIMENSION 0.055	GB0239DC	3	
2	3/29/04	JAD		UPDATE 3D GEOMETRY, AND NOTE 1	GB0239DC	2	
1	10-28-00	CGSM		CHANGED .156 DIMENSION TO REF ADDED NOTE 4	GB0239DC	1	
R	5/15/98	CJG		INITIAL RELEASE	GB0239DC	R	

UNLESS OTHERWISE SPECIFIED,
DIMENSIONAL TOLERANCES ARE:
(.X) ±0.05 (1.3) (,.XXX) ±0.010 (0.25)
(.XX) ±0.02 (0.5) ANGLES ± 5°

UNLESS OTHERWISE SPECIFIED,
ALL DIMENSIONS ARE GIVEN
IN INCHES, THIRD ANGLE PROJECTION.

DRAWN BY CJG

MAT'L:

SCALE

NONE

DATE 5/15/98

WHITE
NYLON 6/6

DRAWING NO.

GB0239DC

DWG

A
SIZE