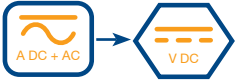

















	I_{PN} (A)	Power Supply	Case	Output	Series	
<p>AC Amp Input to AC Voltage Output</p>	> 500...2000	Self-Powered	Flexible	20.1 mV/kA @ 50 Hz	RT 500...2000	
<p>AC Amp Input to DC Voltage Output</p>	5-150	Self-Powered	Split-Core	0-5 V DC (RMS) 0-10 V DC (RMS)	AT 5...150 B5/10	
	10-200	Self-Powered	Split-Core	0-10 V DC (RMS)	AK 50...200 B10	
	10-200	Self-Powered	Solid	0-10 V DC (RMS)	AK 50...200 C10	
	10-400	+24 V DC	Split-Core	0-5 V DC (RMS) 0-10 V DC (RMS)	AP 50...400 B5/10	
	10-400	+24 V DC	Split-Core	0-5 V DC (TRMS) 0-10 V DC (TRMS)	APR 50...400 B5/10	
<p>AC Amp Input to DC 4-20 mA Output</p>	5-150	Loop-Powered +20...30 V DC	Split-Core	4-20 mA DC (RMS)	AT 5...150 B420L	
	2-200	Loop-Powered +24 V DC	Split-Core	4-20 mA DC (RMS)	AK 5...200 B420L	
	2-200	Loop-Powered +24 V DC	Solid	4-20 mA DC (RMS)	AK 5...200 C420L	
	10-400	Loop-Powered +12...24 V DC	Split-Core	4-20 mA DC (RMS)	AP 50...400 B420L	
	2-200	Loop-Powered +24 V DC	Split-Core	4-20 mA DC (TRMS)	AKR 5...200 B420L	
	2-200	Loop-Powered +24 V DC	Solid	4-20 mA DC (TRMS)	AKR 5...200 C420L	
	10-400	Loop-Powered +12...24 V DC	Split-Core	4-20 mA DC (TRMS)	APR 50...400 B420L	
	375-750	Loop-Powered +24 V DC	Solid	4-20 mA DC (TRMS)	AKR 750 C420L J	
	1000-2000	Loop-Powered +24 V DC	Solid	4-20 mA DC (TRMS)	AKR 2000 C420L J	
<p>AC Amp Input to AC Amp Output</p>	50	Self-Powered	Split-Core	Instantaneous 0-16 mA	TT 50-SD	
	100	Self-Powered	Split-Core	Instantaneous 0-33 mA	TT 100-SD	
	90	Self-Powered	Split-Core	Instantaneous 0-90 mA	TOP 90-S10	

DC & AC CURRENT MEASUREMENT

	I_{PN} (A)	Power Supply	Case	Output	Series	
 <p>AC + DC Amp Input to DC Voltage Output</p>	100-1000	External +20..50 V DC	Solid	0-5 V DC (TRMS) 0-10 V DC (TRMS)	DHR 100...1000 C5/10	
	500-2000	External +20..50 V DC	Split-Core	0-5 V DC (TRMS) 0-10 V DC (TRMS)	AHR 500...2000 B5/10	
	4000...20000	External +/- 15 V DC	Solid	0-10 V DC (TRMS)	HAZ 4000... 20000-SRU	
 <p>AC + DC Amp Input to DC 4-20 mA & 0-20 mA Output</p>	100-1000	External +20..50 V DC	Solid	4-20 mA DC (TRMS)	DHR 100...1000 C420	
	500-2000	External +20..50 V DC	Split-Core	4-20 mA DC (TRMS)	AHR 500...2000 B420	
	4000...20000	External +/- 15 V DC	Solid	0-20 mA DC (TRMS)	HAZ 4000... 20000-SRI	
	4000...20000	External +/- 15 V DC	Solid	4-20 mA DC (TRMS)	HAZ 4000... 20000-SRI/ SP1	

DC CURRENT MEASUREMENT

	I_{PN} (A)	Power Supply	Case	Output	Series	
 <p>DC Amp Input to DC Voltage Output</p>	50-400 Bipolar	External +20..45 V DC	Split-Core	0-5 V DC @ + or - I_{PN} 0-10 V DC @ + or - I_{PN} Unipolar	DK 100...400 B5/10	
 <p>DC Amp Input to DC 4-20 mA & 0-20 mA Output</p>	50-400 Bipolar	External +20..45 V DC	Split-Core	4-20 mA DC (20 mA @ + or - I_{PN})	DK 100...400 B420	
	50-400 Bipolar	External +20..45 V DC	Split-Core	4-20 mA DC (12 mA @ 0 A)	DK 100...400 B420 B	
	50-100 Bipolar	External +20..45 V DC	Solid	4-20 mA DC (12 mA @ 0 A)	DK 20...100 C420 B	
	50-400 Bipolar	External +20..45 V DC	Split-Core	0-20 mA DC @ + or - I_{PN}	DK 100...400 B020	

INDUSTRY 4.0



www.lemcity.com

At the heart of our planet's energy measurements

