

## SAIL-M8BG-3-5.0U

**Weidmüller Interface GmbH & Co. KG**

Klingenbergstraße 16

D-32758 Detmold

Germany

Fon: +49 5231 14-0

Fax: +49 5231 14-292083

www.weidmueller.com



Sensor/actuator cables are used for wiring sensors and actuators and for transmitting data or power in various applications. The moulded cable offers connected and tested connection of the plug-in connector to the cable ex-works. The cables may be exposed to a wide range of conditions, such as humidity, dust, heat, cold, shock or vibration.

Our developers have focused specifically on this issue and designed a host of different M8 and M12 sensor-actuator cables so you are bound to find the solution you need for your application.

Is there something you have not managed to find or you feel needs explanation? Talk to us!

### General ordering data

Type	SAIL-M8BG-3-5.0U
Order No.	<a href="#">9457450500</a>
Version	Sensor/actuator line, One end without connector, M8, Number of poles : 3, 5 m, Female socket, straight, Shielded: No, LED: No, Sheath material: PUR, Halogen: No
GTIN (EAN)	4032248228263
Qty.	1 pc(s).

**SAIL-M8BG-3-5.0U****Weidmüller Interface GmbH & Co. KG**

Klingenbergstraße 16

D-32758 Detmold

Germany

Fon: +49 5231 14-0

Fax: +49 5231 14-292083

www.weidmueller.com

**Technical data****Dimensions and weights**

Net weight 110 g

**Temperatures**

Operating temperature, max. 80 °C Operating temperature, min. -25 °C

**Environmental Product Compliance**

REACH SVHC Lead 7439-92-1

**Technical specifications for cable**

Number of poles	3	Core cross-section	0.25 mm <sup>2</sup>
Outside diameter	4.1 ± 0.2 mm	Shielded	No
Insulation	PP	Colour coding	brown, blue, black
Sheath material	PUR	Sheathing colour	Black
Cable length	5 m	Temperature range, moving	-25...80 °C
Temperature range, stationary	-40...80 °C	Halogen	No
Suitable for cable carriers	Yes	Torsion resistance	0 °/m
Bending radius, min., stationary	5 x cable diameter	Bending radius, min., moving	10 x cable diameter
Acceleration	5 m/s <sup>2</sup>	Speed	5 m/s
Bending cycles	5 Mio	Resistant to welding beads	No

**General technical data**

Version	Female socket, straight	connection thread	M8
Housing main material	PUR	Threaded ring material	Brass, nickel-plated
Coding	none	Protection degree	IP65, IP66, IP67, IP68, when screwed in
Contact surface	Gold-plated	LED	No
Rated voltage	60 V	Rated current	4 A
Insulation resistance	10 <sup>8</sup> Ω	Temperature range of housing	-25...+85 °C
Tightening torque	M8: 0.5 - 0.6 Nm	Plugging cycles	≥ 100
Pollution severity	3	jumpered	No

**Standards**

Connector standard IEC 61076-2-104 Certificate no. (cULus) E307231

**Classifications**

ETIM 3.0	EC001855	ETIM 4.0	EC001855
ETIM 5.0	EC001855	ETIM 6.0	EC001855
UNSPSC	26-12-16-13	eClass 5.1	27-06-91-90
eClass 6.2	27-27-92-18	eClass 7.1	27-06-91-90
eClass 8.1	27-06-91-90	eClass 9.0	27-06-91-90
eClass 9.1	27-06-03-11		

**Product information**

Descriptive text ordering data Other versions on request  
 Descriptive text technical data Chapter W includes additional technical specifications for the cable

**Data sheet****SAIL-M8BG-3-5.0U**

**Weidmüller Interface GmbH & Co. KG**  
Klingenbergstraße 16  
D-32758 Detmold  
Germany  
Fon: +49 5231 14-0  
Fax: +49 5231 14-292083  
www.weidmueller.com

**Technical data****Approvals**

Approvals



ROHS

Conform

**Downloads**

Brochure/Catalogue

[CAT 8 SAI 15/16 EN](#)  
[FL FIELDWIRING EN](#)

Engineering Data

[EPLAN, WSCAD, Zuken E3.S](#)

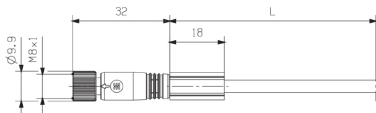
**Data sheet**

**SAIL-M8BG-3-5.0U**

**Weidmüller Interface GmbH & Co. KG**  
 Klingenbergstraße 16  
 D-32758 Detmold  
 Germany  
 Fon: +49 5231 14-0  
 Fax: +49 5231 14-292083  
 www.weidmueller.com

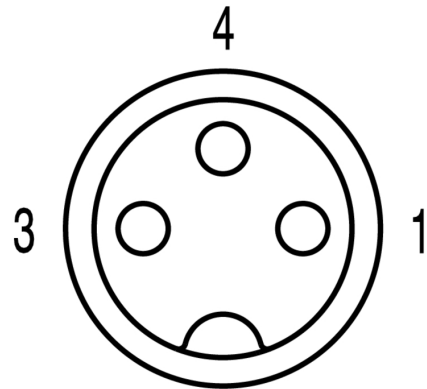
**Drawings**

**Dimensioned drawing**



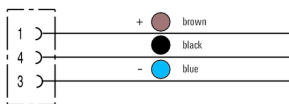
Straight socket

**Pole scheme**



Socket

**Wiring diagram**



**The ideal tool, the Screwty® with torque function**



Light, securely screwed-in round plug-in connectors. Screwty set DM / VPE: 1 / Order No.: 1920000000 Adapters: M12, M12 F, M8, M8 F