


**A-series
AAP12 10 LO RD**

Weidmüller Interface GmbH & Co. KG
Klingenbergstraße 26
D-32758 Detmold
Germany
Fon: +49 5231 14-0
Fax: +49 5231 14-292083
www.weidmueller.com

Product image**Control voltage distribution**

Our tailored AAP potential distribution terminal blocks are ideal for surge current protection and central control voltage distribution. Meanwhile, our new maxGUARD range enables potential distribution with integrated electronic load monitoring in the smallest of installation spaces.

General ordering data

Type	AAP12 10 LO RD
Order No.	1988190000
Version	Supply terminal, PUSH IN, 10 mm ² , 800 V, 57 A, dark beige
GTIN (EAN)	4050118372793
Qty.	20 pc(s).

A-series
AAP12 10 LO RD

Weidmüller Interface GmbH & Co. KG
 Klingenbergstraße 26
 D-32758 Detmold
 Germany
 Fon: +49 5231 14-0
 Fax: +49 5231 14-292083
 www.weidmueller.com

Technical data**Dimensions and weights**

Width	10 mm	Width (inches)	0.394 inch
Height	89 mm	Height (inches)	3.504 inch
Depth	53.5 mm	Depth (inches)	2.106 inch
Depth including DIN rail	54 mm	Net weight	25.342 g

Temperatures

Storage temperature, max.	40 °C	Storage temperature, min.	10 °C
Storage temperature	10 °C...40 °C	Continuous operating temp., min.	-60 °C
Continuous operating temp., max.	130 °C		

Material data

Material	Wemid	Colour	dark beige
Colour of operational elements	red	UL 94 flammability rating	V-0

Rating data IECEx/ATEX

Certificate No. (ATEX)	TUEV17ATEX8030U	Certificate No. (IECEX)	IECEXTUR17.0015U
Max. voltage (ATEX)	690 V	Current (ATEX)	45 A
Wire cross section max. (ATEX)	10 mm ²	Max. voltage (IECEX)	690 V
Current (IECEX)	45 A	Wire cross section max. (IECEX)	10 mm ²
Marking EN 60079-7	Ex eb II C Gb	Ex 2014/34/EU label	II 2 G D

System specifications

End cover plate required	Yes	Number of potentials	1
Number of levels	1	Number of clamping points per level	1
Number of potentials per tier	1	Levels cross-connected internally	No
PE connection	No	Rail	TS 35
N-function	No	PE function	No
PEN function	No		

Additional technical data

Installation advice	Rail	Open sides	right
Snap-on	No	Type of fixing	Snap-on
Type of mounting	TS 35	With snap-in pegs	No

CSA rating data

Certificate No. (CSA)	200039-70089609	Current size B (CSA)	51 A
Current size C (CSA)	51 A	Current size D (CSA)	5 A
Voltage size B (CSA)	600 V	Voltage size C (CSA)	600 V
Voltage size D (CSA)	600 V	Wire cross section max. (CSA)	6 AWG
Wire cross section min. (CSA)	20 AWG		

A-series
AAP12 10 LO RD

Weidmüller Interface GmbH & Co. KG
 Klingenbergstraße 26
 D-32758 Detmold
 Germany
 Fon: +49 5231 14-0
 Fax: +49 5231 14-292083
 www.weidmueller.com

Technical data
Conductors for clamping (rated connection)

Blade size	1.0 x 5.5 mm	Clamping range, max.	10 mm ²
Clamping range, min.	0.5 mm ²	Connection cross-section, stranded, max.	10 mm ²
Connection cross-section, stranded, min.	0.5 mm ²	Connection direction	top
Gauge to IEC 60947-1	A6	Number of connections	2
Stripping length	18 mm	Twin wire-end ferrules, max.	4 mm ²
Twin wire-end ferrules, min.	0.5 mm ²	Type of connection	PUSH IN
Wire connection cross section AWG, max.	AWG 6	Wire connection cross section AWG, min.	AWG 20
Wire connection cross section, finely stranded, max.	10 mm ²	Wire connection cross-section, finely stranded with wire-end ferrules DIN 46228/1, max.	10 mm ²
Wire connection cross-section, finely stranded with wire-end ferrules DIN 46228/1, min.	0.5 mm ²	Wire connection cross-section, finely stranded with wire-end ferrules DIN 46228/4, max.	10 mm ²
Wire connection cross-section, finely stranded with wire-end ferrules DIN 46228/4, min.	0.5 mm ²	Wire connection cross-section, finely stranded, min.	0.5 mm ²
Wire connection cross-section, solid core, max.	10 mm ²	Wire connection cross-section, solid core, min.	0.5 mm ²

Rating data

Rated cross-section	10 mm ²	Rated voltage	800 V
Rated current	57 A	Current at maximum wires	57 A
Standards	In accordance with IEC 60947-7-1	Volume resistance according to IEC 60947-7-x	0.56 mΩ
Power loss in accordance with IEC 60947-7-x	1.82 W	Rated impulse withstand voltage	8 kV
Pollution severity	3	Surge voltage category	III

UL rating data

Certificate No. (cURus)	E60693	Conductor size Factory wiring max. (cURus)	6 AWG
Conductor size Factory wiring min. (cURus)	20 AWG	Conductor size Field wiring max. (cURus)	6 AWG
Conductor size Field wiring min. (cURus)	20 AWG	Current size B (cURus)	51 A
Current size C (cURus)	51 A	Current size D (cURus)	5 A
Voltage size B (cURus)	600 V	Voltage size C (cURus)	600 V
Voltage size D (cURus)	600 V		

Classifications

ETIM 6.0	EC000897	ETIM 7.0	EC000897
eClass 9.0	27-14-11-20	eClass 9.1	27-14-11-20
eClass 10.0	27-14-11-20		

Approvals

Approvals



ROHS

Conform

Data sheet**A-series
AAP12 10 LO RD**

Weidmüller Interface GmbH & Co. KG
Klingenbergstraße 26
D-32758 Detmold
Germany
Fon: +49 5231 14-0
Fax: +49 5231 14-292083
www.weidmueller.com

Technical data**Downloads**

Approval/Certificate/Document of Conformity	Attestation of Conformity IECEX Certificate ATEX Certificate CB Test Certificate CB Certificate DE_PT0205_20160620_012_ISSUE01.pdf
Brochure/Catalogue	CAT 1 TERM 16/17 EN
Engineering Data	EPLAN, WSCAD, Zuken E3.S
Engineering Data	STEP
Tender specification	Klippon® Connect 1988190000 DE Klippon® Connect 1988190000 EN
User Documentation	NTI AAP12 StorageConditionsTerminalBlocks Aderendhülsen für die Klippon® Connect A-Reihe Wire end ferrules for Klippon® Connect A-series

Safety note


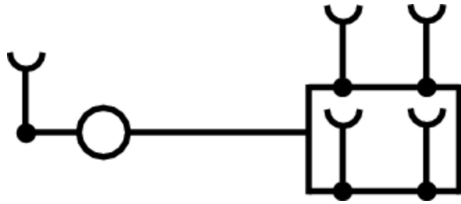
Safety notice	Safety Information
---------------	------------------------------------

Data sheet

A-series
AAP12 10 LO RD

Weidmüller Interface GmbH & Co. KG
Klingenbergstraße 26
D-32758 Detmold
Germany
Fon: +49 5231 14-0
Fax: +49 5231 14-292083
www.weidmueller.com

Drawings

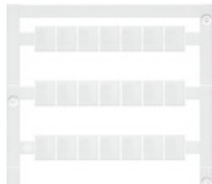


A-series AAP12 10 LO RD

Weidmüller Interface GmbH & Co. KG
 Klingenbergstraße 26
 D-32758 Detmold
 Germany
 Fon: +49 5231 14-0
 Fax: +49 5231 14-292083
 www.weidmueller.com

Accessories

Blank



WS markers are the perfect match for the W-series connectors. Thanks to their system compatibility, the WS tags can also be used with the I-series and the Z-series. The large marking surfaces do not only permit long character strings but also multi-line text. WS markers are ideal for labels with long, customised character strings. Thanks to the proven MultiCard format, printing with laser printer, PrintJet ADVANCED, plotter or MC-Mobilo is possible.

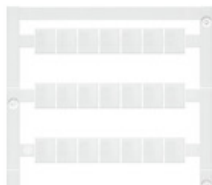
- Can be fitted in strips or individually
- Markers in proven MultiCard format

For custom printing: Please send us a file of our labeling software M-Print PRO or M-Print PRO Online (without installation) for your labeling specifications.

General ordering data

Type	WS 10/8 PLUS MC NE WS	Version
Order No.	1905950000	WS, Terminal marker, 10 x 8 mm, Pitch in mm (P): 8.00 Weidmueller,
GTIN (EAN)	4032248528103	white
Qty.	420 pc(s).	

Custom printing



WS markers are the perfect match for the W-series connectors. Thanks to their system compatibility, the WS tags can also be used with the I-series and the Z-series. The large marking surfaces do not only permit long character strings but also multi-line text. WS markers are ideal for labels with long, customised character strings. Thanks to the proven MultiCard format, printing with laser printer, PrintJet ADVANCED, plotter or MC-Mobilo is possible.

- Can be fitted in strips or individually
- Markers in proven MultiCard format

For custom printing: Please send us a file of our labeling software M-Print PRO or M-Print PRO Online (without installation) for your labeling specifications.

General ordering data

Type	WS 10/8 PLUS MC SDR	Version
Order No.	1906030000	WS, Terminal marker, 10 x 8 mm, Pitch in mm (P): 8.00 Weidmueller,
GTIN (EAN)	4032248528196	To customer specification
Qty.	84 pc(s).	

A-series
AAP12 10 LO RD

Weidmüller Interface GmbH & Co. KG
 Klingenbergstraße 26
 D-32758 Detmold
 Germany
 Fon: +49 5231 14-0
 Fax: +49 5231 14-292083
 www.weidmueller.com

Accessories**ZQV 2.5N****Spring connection with PUSH IN Technology**

The innovative PUSH IN technology reduces the amount of time you spend on wiring to a minimum. Direct insertion guarantees high conductor pull-out forces and simple handling for all conductor types.

General ordering data

Type	ZQV 2.5N/4 RD
Order No.	2108700000
GTIN (EAN)	4050118448528
Qty.	60 pc(s).
Type	ZQV 2.5N/9 RD
Order No.	2108900000
GTIN (EAN)	4050118448474
Qty.	20 pc(s).
Type	ZQV 2.5N/50 RD
Order No.	2109000000
GTIN (EAN)	4050118486001
Qty.	5 pc(s).
Type	ZQV 2.5N/3 RD
Order No.	2108690000
GTIN (EAN)	4050118448535
Qty.	60 pc(s).
Type	ZQV 2.5N/6 RD
Order No.	2108720000
GTIN (EAN)	4050118448504
Qty.	20 pc(s).
Type	ZQV 2.5N/10 RD
Order No.	2108910000
GTIN (EAN)	4050118486018
Qty.	20 pc(s).
Type	ZQV 2.5N/20 RD
Order No.	2108920000
GTIN (EAN)	4050118485899
Qty.	20 pc(s).
Type	ZQV 2.5N/5 RD
Order No.	2108710000
GTIN (EAN)	4050118448511
Qty.	20 pc(s).
Type	ZQV 2.5N/2 RD
Order No.	2108470000
GTIN (EAN)	4050118448542
Qty.	60 pc(s).
Type	ZQV 2.5N/7 RD
Order No.	2108810000
GTIN (EAN)	4050118448498
Qty.	20 pc(s).

Data sheet

A-series AAP12 10 LO RD

Weidmüller Interface GmbH & Co. KG
 Klingenbergstraße 26
 D-32758 Detmold
 Germany
 Fon: +49 5231 14-0
 Fax: +49 5231 14-292083
 www.weidmueller.com

Accessories

Type	ZQV 2.5N/8 RD
Order No.	2108870000
GTIN (EAN)	4050118448481
Qty.	20 pc(s).

10 mm² to 2.5 mm²



Control voltage distribution

Our tailored AAP potential distribution terminal blocks are ideal for surge current protection and central control voltage distribution. Meanwhile, our new maxGUARD range enables potential distribution with integrated electronic load monitoring in the smallest of installation spaces.

General ordering data

Type	AAP12 2.5 LI RD	Version	
Order No.	1988290000	Modular distribution terminals, PUSH IN, 2.5 mm ² , 800 V, 24 A, dark	
GTIN (EAN)	4050118372779	beige	
Qty.	50 pc(s).		

Partition plates



Spring connection with PUSH IN Technology

The innovative PUSH IN technology reduces the amount of time you spend on wiring to a minimum. Direct insertion guarantees high conductor pull-out forces and simple handling for all conductor types.

General ordering data

Type	APP 3	Version	
Order No.	2489100000	A-series, Separation plate	
GTIN (EAN)	4050118499315		
Qty.	50 pc(s).		

**A-series
AAP12 10 LO RD**

Weidmüller Interface GmbH & Co. KG
 Klingenbergstraße 26
 D-32758 Detmold
 Germany
 Fon: +49 5231 14-0
 Fax: +49 5231 14-292083
 www.weidmueller.com

Accessories

End plates



Control voltage distribution

Our tailored AAP potential distribution terminal blocks are ideal for surge current protection and central control voltage distribution. Meanwhile, our new maxGUARD range enables potential distribution with integrated electronic load monitoring in the smallest of installation spaces.

General ordering data

Type	AEP AP12	Version
Order No.	1988300000	A-series, End plate
GTIN (EAN)	4050118372786	
Qty.	20 pc(s).	

Custom printing



The Dekafix (DEK) marker is the universal marker for all conductor and plug-in connectors as well as for electronic sub-assemblies. The system is ideal for short number sequences and covers a wide range of ready-printed markers.

Strips for fast installation in only one work step. The printing is easy to read, rich in contrast and available in various widths.

- Large range of ready-to-use markers
- Strips for fast installation
- Terminal markers, suitable for all Weidmüller cable connectors
- Available as blank MultiCard or with standard printing

For custom printing: Please send us a file of our labeling software M-Print PRO or M-Print PRO Online (without installation) for your labeling specifications.

General ordering data

Type	DEK 5/8 PLUS MC SDR	Version
Order No.	1046370000	Dekafix, Terminal marker, 5 x 8 mm, Pitch in mm (P): 8.00
GTIN (EAN)	4032248782079	Weidmueller, To customer specification
Qty.	160 pc(s).	

Type	DEK 5/8 MC SDR	Version
Order No.	1856750000	Dekafix, Terminal marker, 5 x 8 mm, Pitch in mm (P): 8.00
GTIN (EAN)	4032248400867	Weidmueller, To customer specification
Qty.	160 pc(s).	

A-series AAP12 10 LO RD

Weidmüller Interface GmbH & Co. KG
 Klingenbergstraße 26
 D-32758 Detmold
 Germany
 Fon: +49 5231 14-0
 Fax: +49 5231 14-292083
 www.weidmueller.com

Accessories

End brackets



Spring connection with PUSH IN Technology

The innovative PUSH IN technology reduces the amount of time you spend on wiring to a minimum. Direct insertion guarantees high conductor pull-out forces and simple handling for all conductor types.

General ordering data

Type	AEB 35 SCL/1 V0 BK	Version
Order No.	266130000	A-series, End bracket
GTIN (EAN)	4050118702187	
Qty.	20 pc(s).	
Type	AEB 35 SCL/1 V0 GY	Version
Order No.	266129000	A-series, End bracket
GTIN (EAN)	4050118702170	
Qty.	20 pc(s).	
Type	AEB 35 SC/1	Version
Order No.	199192000	A-series, End bracket
GTIN (EAN)	4050118376722	
Qty.	50 pc(s).	
Type	AEB 35 SC/1 BK	Version
Order No.	247531000	A-series, End bracket
GTIN (EAN)	4050118487114	
Qty.	50 pc(s).	
Type	AEB 35 SCL/1 V0	Version
Order No.	266128000	A-series, End bracket
GTIN (EAN)	4050118702163	
Qty.	20 pc(s).	

**A-series
AAP12 10 LO RD**

Weidmüller Interface GmbH & Co. KG
 Klingenbergstraße 26
 D-32758 Detmold
 Germany
 Fon: +49 5231 14-0
 Fax: +49 5231 14-292083
 www.weidmueller.com

Accessories

Digital multimeters



Multimeters are capable of measuring a number of variables. Each instrument can measure voltage and resistance, as well as performing continuity and diode testing as standard. In addition, the individual multimeters also feature extra measuring options such as current, frequency, capacitance and temperature. Digital multimeters have the advantage of a clear display which can be read easily and directly. With these instruments, mistakes arising from faulty conversion of the measuring ranges or misreading the display are a thing of the past.

General ordering data

Type	ZUB MULTIMETER	Version
Order No.	9205270000	Multimeter
GTIN (EAN)	4032248723522	
Qty.	1 pc(s).	

Blank



The Dekafix (DEK) marker is the universal marker for all conductor and plug-in connectors as well as for electronic sub-assemblies. The system is ideal for short number sequences and covers a wide range of ready-printed markers. Strips for fast installation in only one work step. The printing is easy to read, rich in contrast and available in various widths.

- Large range of ready-to-use markers
- Strips for fast installation
- Terminal markers, suitable for all Weidmüller cable connectors
- Available as blank MultiCard or with standard printing

For custom printing: Please send us a file of our labeling software M-Print PRO or M-Print PRO Online (without installation) for your labeling specifications.

General ordering data

Type	DEK 5/8 MC NE WS	Version
Order No.	1856740000	Dekafix, Terminal marker, 5 x 8 mm, Pitch in mm (P): 8.00
GTIN (EAN)	4032248400850	Weidmueller, white
Qty.	800 pc(s).	

**A-series
AAP12 10 LO RD**

Weidmüller Interface GmbH & Co. KG
Klingenbergstraße 26
D-32758 Detmold
Germany
Fon: +49 5231 14-0
Fax: +49 5231 14-292083
www.weidmueller.com

Accessories**Covers****Spring connection with PUSH IN Technology**

The innovative PUSH IN technology reduces the amount of time you spend on wiring to a minimum. Direct insertion guarantees high conductor pull-out forces and simple handling for all conductor types.

General ordering data

Type	AAM 10 YE FLASH	Version
Order No.	2635580000	Terminal marker, 14 x 10 mm, yellow
GTIN (EAN)	4050118674521	
Qty.	40 pc(s).	