

ACT20M ACT20M-CI-2CO-S

Weidmüller Interface GmbH & Co. KG
 Klingenbergstraße 16
 D-32758 Detmold
 Germany
 Fon: +49 5231 14-0
 Fax: +49 5231 14-292083
 www.weidmueller.com



ACT20M: The slim solution

- Safe and space-saving (6 mm) isolation and conversion
- Quick installation of the power supply unit using the CH20M mounting rail bus
- Easy configuration via DIP switch or FDT/DTM software
- Extensive approvals such as ATEX, IECEx, GL, DNV
- High interference resistance

General ordering data

Type	ACT20M-CI-2CO-S
Order No.	1175990000
Version	Signal duplicator/isolator, Input : 4-20 mA, Output : 2 x 4-20 mA
GTIN (EAN)	4032248969982
Qty.	1 pc(s).

ACT20M
ACT20M-CI-2CO-S

Weidmüller Interface GmbH & Co. KG
 Klingenbergstraße 16
 D-32758 Detmold
 Germany
 Fon: +49 5231 14-0
 Fax: +49 5231 14-292083
 www.weidmueller.com

Technical data**Dimensions and weights**

Width	6.1 mm	Width (inches)	0.24 inch
Height	112.5 mm	Height (inches)	4.429 inch
Depth	114.3 mm	Depth (inches)	4.5 inch
Net weight	83.6 g		

Temperatures

Humidity	95 %, no condensation	Operating temperature, max.	70 °C
Operating temperature, min.	-25 °C	Storage temperature, max.	85 °C
Storage temperature, min.	-40 °C	Operating temperature	-25 °C...70 °C
Ambient temperature	-25 °C...+70 °C	Storage temperature	-40 °C...85 °C

Probability of failure

MTBF	219 Years
------	-----------

Input

Number of inputs	1	Sensor	Current source
Input current	0...20 mA, 4...20mA	Voltage drop, current input	< 1.5 V
Input resistance, current	70 Ω		

Output

Number of outputs	2	Output current	0...20 mA, 4...20 mA
Cut-off frequency (-3 dB)	100 Hz	load impedance voltage	≥ 10 kΩ
load impedance current	< 300 Ω, per channel, @ max 23mA		

General data

Accuracy	< 0.05 % of measuring range	Configuration	none
Galvanic isolation	3-way isolator	Mounting rail	TS 35
Power consumption, max.	0.75 W	Power consumption, typ.	0.53 W
Step response time	≤ 7 ms	Supply voltage	24 V DC ± 30 %
Temperature coefficient	≤ 0.01 % / °C		

Insulation coordination

EMC standards	IEC 61326-1, NE 21	Galvanic isolation	3-way isolator
Insulation voltage	2.5 kV _{eff} / 1 min.	Pollution severity	2
Rated voltage	300 V _{eff}	Surge voltage category	II

Data for Ex applications (ATEX)

Marking	II 3 G Ex nA IIC T4 Gc
---------	------------------------

Connection data

Type of connection	Screw connection	Tightening torque, min.	0.4 Nm
Tightening torque, max.	0.6 Nm	Clamping range, rated connection	2.5 mm ²
Clamping range, min.	0.5 mm ²	Clamping range, max.	2.5 mm ²
Wire connection cross section AWG, min.	AWG 30	Wire connection cross section AWG, max.	AWG 14

Creation date August 28, 2018 12:36:02 PM CEST

ACT20M
ACT20M-CI-2CO-S

Weidmüller Interface GmbH & Co. KG
 Klingenbergstraße 16
 D-32758 Detmold
 Germany
 Fon: +49 5231 14-0
 Fax: +49 5231 14-292083
 www.weidmueller.com

Technical data**Rated data UL**

UL certificate	E337701.pdf
----------------	-------------

Ratings IECEx/ATEX/cUL

Certificate No. (ATEX)	KEMA10ATEX0183X	Certificate No. (IECEX)	IECEXKEM10.0090X
------------------------	-----------------	-------------------------	------------------

Classifications

ETIM 3.0	EC002479	ETIM 4.0	EC002653
ETIM 5.0	EC002653	ETIM 6.0	EC002653
eClass 6.2	27-21-01-20	eClass 7.1	27-21-01-20
eClass 8.1	27-21-01-20	eClass 9.0	27-21-01-20
eClass 9.1	27-21-01-20		

Product information

Product information	The non-adjustable DC isolating amplifier ACT20M-CI-CO-S isolates analogue standard current signals. An analogue input current signal is linearly converted to an analogue output current signal and is galvanically isolated. The power supply is galvanically isolated from the input and output (3-way isolation) by means of direct wiring or the Weidmüller rail bus. The non-adjustable DC isolation amplifier ACT20M CI-2CO-S offers the same functionality, but has 2 galvanically isolated outputs (4-way isolation).
Descriptive text technical data	Power supply optionally over the DIN mounting rail CH20M
Instructions for accessories	DIN mounting rail, see Accessories

Approvals

Approvals



ROHS	Conform
------	---------

Downloads


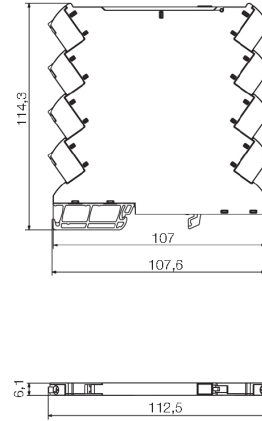
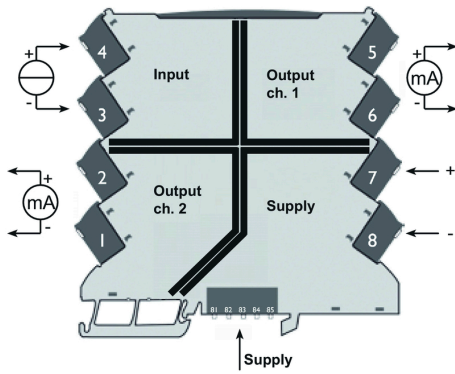
Approval/Certificate/Document of Conformity	Declaration of Conformity
Brochure/Catalogue	CAT 4.1 ELECTR 16/17 EN
Engineering Data	EPLAN, WSCAD, Zuken E3.S
Engineering Data	STEP
User Documentation	Instruction sheet

**ACT20M
ACT20M-CI-2CO-S**

Weidmüller Interface GmbH & Co. KG
 Klingenbergstraße 16
 D-32758 Detmold
 Germany
 Fon: +49 5231 14-0
 Fax: +49 5231 14-292083
 www.weidmueller.com

Drawings

Connection diagram



Power supply via CH20M DIN rail bus

Power supply via the rail bus