


Mini-Com® TX6™ PLUS UTP Coupler Modules and Patch Panel

specifications

Category 6/Class E, 8-position, female to female, UTP coupler module shall provide easy plug and play pass through connectivity. Coupler modules shall act as one connecting hardware component in the channel. Coupler modules shall be available individually or installed in a 24-port flat patch panel. Couplers shall be compatible with 6 or 8-position RJ45 UTP patch cords with T568A and T568B wiring schemes.



technical information

| | |
|--|---|
| Category 6/Class E channel performance: | Exceeds channel requirements of ANSI/TIA-568-C.2 Category 6 and ISO 11801 Class E standards at swept frequencies 1 to 250 MHz |
| FCC and ANSI compliance: | Meets ANSI/TIA-1096-A; contacts plated with 50 microinches of gold for superior performance |
| IEC compliance: | Meets IEC 60603-7 |
| PoE compliance: | Meets IEEE 802.3af and IEEE 802.3at for PoE applications |
| RoHs compliance: | Compliant |
| UL rated: | UL 1863 approved |

key features and benefits

| | |
|-----------------------------------|--|
| 100% performance tested | Confidence that each coupler will deliver the critical electrical performance requirements |
| Modular | Couplers snap in and out of all Mini-Com® Faceplates, Modular Patch Panels and industrial bulkheads for easy moves, adds and changes |
| RJ45 interface | Industry standard interface provides a quick and easy plug and play connection to RJ45 patch cords; backwards compatible |
| Identification | Can be clearly identified with optional labels and icons for port identification |
| Populated patch | Factory installed 24-port patch panel mounts to standard EIA 19" panel version or 23" racks for greater system flexibility |
| Blockout device (optional) | Provides a simple and secure method to control access to data ports while not in use |

applications

Mini-Com® TX6™ PLUS UTP Coupler Modules and Patch Panels are a component of the TX6™ PLUS UTP Copper Cabling System. This end-to-end system is interoperable and backwards compatible, providing design flexibility to protect network investments well into the future. Couplers are designed to perform as one connector in the channel, allowing up to 4 couplers in each channel to be used while maintaining channel performance. Couplers are a reliable, modular solution, ideal when setting up networks in a testing environment or during a planned

system upgrade. With certified performance to the ANSI/TIA-568-C.2 Category 6 and ISO 11801 Class E standards, this system will support the following applications:

- Ethernet 10BASE-T, 100BASE-T (Fast Ethernet), 1000BASE-T (Gigabit Ethernet)
- 155 Mb/s ATM, 622 Mb/s ATM, 1.2 Gb/s ATM
- Token Ring 4/16
- Digital video and broadband/baseband analog video
- Voice over Internet Protocol (VoIP)

TX6™ PLUS UTP Copper Cabling System

Mini-Com® TX6™ PLUS UTP Coupler Modules

Coupler Module: CC688[‡]

Mini-Com® TX6™ PLUS UTP Coupler Patch Panel

24-port, 1 RU: CP24688BLY

TX6500™ UTP Copper Cable

Plenum: PUP6504*-UY

Riser: PUR6504*-UY

TX6000™ UTP Copper Cable

Plenum: PUP6004*

Riser: PUR6004*

LSZH (60332-1): PUL6004*

LSZH (60332-3): PUZ6004*

CM: PUC6004*

TX6™ PLUS UTP Patch Cords

CM (foot lengths): UTPSP[^]Y

CM (meter lengths): UTPSP^{^^}MY

LSZH (meter lengths): UTPSPL^{^^}MY

Mini-Com® Angled Modular Patch Panels

24-port, 1 RU: CPPLA24WBLY

48-port, 2 RU: CPPLA48WBLY

Mini-Com® Flat Modular Patch Panels

24-port, 1 RU: CPPL24WBLY

48-port, 2 RU: CPPL48WBLY

For additional modular and punchdown patch panels, visit www.panduit.com.

Accessories

| | |
|-----------------------------|--------------------------|
| Industrial bulkhead: | IAEBH |
| Clear dust cap: | MDC-C |
| Blockout device: | PSL-DCJB- ^{^^^} |
| Phone icons: | CIPIW-C+ |
| Data icons: | CIDIW-C+ |

[‡]To designate color, add suffix BL (Black), IW (Off White), BU (Blue), GR (Green), OR (Orange), RD (Red), IG (International Gray) or YL (Yellow).

* To designate color, add suffix BU (Blue) or WH (White). For additional cable colors, contact customer service.

[^] For lengths 1 to 20 feet (one foot increments) and 25, 30, 35, 40 feet, change the length designation in the part number to the desired length. For standard cable colors other than Off White, add suffix BL (Black), BU (Blue), RD (Red), YL (Yellow), GR (Green), OR (Orange) or VL (Violet). For example, the part number for a blue 15-foot patch cord is UTPSP15BUY.

^{^^} For lengths 1 to 10 meters (one meter increments) and 2.5, 15, 20, 25, 30, 35, 40 meters, change the length designation in the part number to the desired length. For standard cable colors other than Off White, add suffix BL (Black), BU (Blue), RD (Red), YL (Yellow), GR (Green), OR (Orange) or VL (Violet). For example, the part number for a blue 15-meter patch cord is UTPSPL15MBUY.

^{^^^}To designate color other than Red, add suffix BL (Black), BU (Blue), YL (Yellow), GR (Green), OR (Orange), IW (Off White) or IG (International Gray) at the end of the part number. 10/package.

⁺To designate color other than IW (Off White), replace IW with EI (Electric Ivory), IG (International Gray), BL (Black), BU (Blue), RD (Red), YL (Yellow), GR (Green), OR (Orange) or VL (Violet) in the part number. 100/package.

Note: Mini-Com® Coupler Modules are not compatible with Panduit® Surface Mount Boxes.

Mini-Com® TX6™ PLUS UTP Coupler Modules and Patch Panel

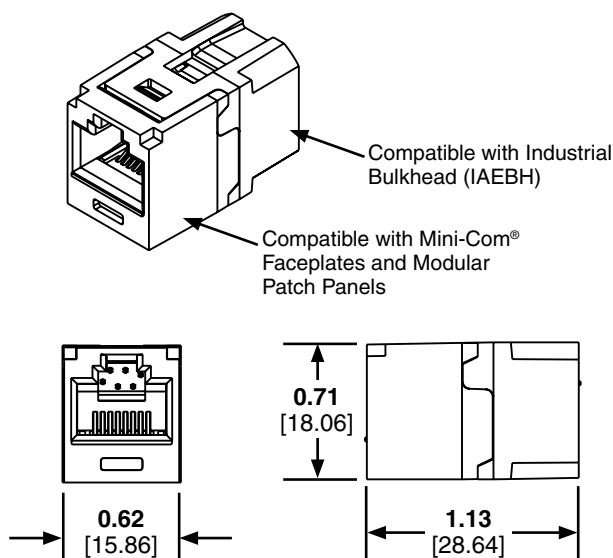
Test Results

| Mechanical Test | Test Method | Measurement | Typical Test Results |
|---------------------------|-------------|------------------------------------|----------------------|
| Normal Force | — | Load (grams) | >100 |
| Vibration | IEC 512-6d | Circuit Resistance (mOhms) | <40 |
| Shock | IEC 512-6c | Contact Disturbance (microseconds) | <5 |
| Durability | IEC 512-9a | Circuit Resistance (mOhms) | <40 |
| Mating/Unmating | IEC 512-13b | Mating Force (N) | <20 |
| | | Un-mating Force (N) | <20 |
| Termination Cycles | IEC 352 | Number of Cycles | >20 |


| Electrical Test | Test Method | Measurement | Typical Test Results |
|-------------------------------------|-------------|--------------------|----------------------|
| Low Level Circuit Resistance | IEC 512-2a | Resistance (mOhms) | <20 |
| Dielectric Withstand Voltage | IEC 512-4a | 1000 V, 1 minute | Passed |
| Insulation Resistance | IEC 512-3a | Resistance (MOhms) | >500 |

| Environmental | Test Method | Measurement | Typical Test Results |
|------------------------------------|-------------|----------------------------|----------------------|
| Temperature Life | IEC 512-9b | Circuit Resistance (mOhms) | <40 |
| Humidity | IEC 512-11c | Circuit Resistance (mOhms) | <40 |
| Thermal Shock | IEC 512-11d | Circuit Resistance (mOhms) | <40 |
| Climatic Sequence | IEC 512-11a | Circuit Resistance (mOhms) | <40 |
| Flowing Mixed Gas Corrosion | IEC 512-11g | Circuit Resistance (mOhms) | <40 |

Mini-Com® Category 5e Coupler Module



24-Port Category 5e Coupler Patch Panel



Dimensions are in inches. [Dimensions in brackets are metric].

WORLDWIDE SUBSIDIARIES AND SALES OFFICES

PANDUIT CANADA
Markham, Ontario
cs-cdn@panduit.com
Phone: 800.777.3300

PANDUIT EUROPE LTD.
London, UK
cs-emea@panduit.com
Phone: 44.20.8601.7200

PANDUIT SINGAPORE PTE. LTD.
Republic of Singapore
cs-ap@panduit.com
Phone: 65.6305.7575

PANDUIT JAPAN
Tokyo, Japan
cs-japan@panduit.com
Phone: 81.3.6863.6000

PANDUIT LATIN AMERICA
Guadalajara, Mexico
cs-la@panduit.com
Phone: 52.33.3777.6000

PANDUIT AUSTRALIA PTY. LTD.
Victoria, Australia
cs-aus@panduit.com
Phone: 61.3.9794.9020

For a copy of Panduit product warranties, log on to www.panduit.com/warranty

For more information

Visit us at www.panduit.com

Contact Customer Service by email: cs@panduit.com
or by phone: 800.777.3300

©2015 Panduit Corp.
ALL RIGHTS RESERVED.
COSP237--WW-ENG
4/2015